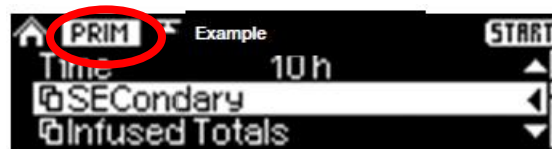


How to activate B. Braun Infusomat Pump Back to Prim – Manual “Call Back”

- You must set a primary prior to setting a secondary. For safety reasons please ensure you set your primary **no faster than** the rate of the secondary infusion.
- All secondary infusions will revert primary infusion and primary rate once secondary is complete. This is not OK for 2 step infusions (paclitaxel, docetaxel, rapid rituximab & obinutuzumab rapid infusion) to stop this process: **Change all Oncology Pumps to “Manual Call Back”**:

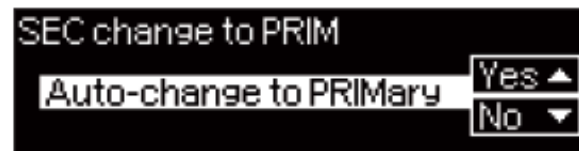
- Program the PRIMary infusion
- From the Home Screen, scroll down to locate and select “SECondary”



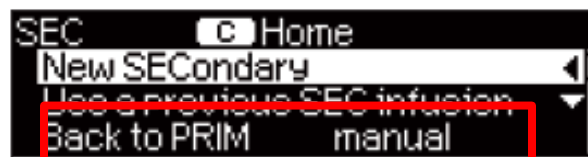
- Select “Back to PRIM -- automatic”



- Answer “No” to prompt “Auto-Change to PRIMary?”



- You have now activated the Back to Prim manual function*



Note: The Back to Prim – manual function will remain active until changed by the end-user.

- To access the library step 2 of the 2-step process for paclitaxel, docetaxel, rapid rituximab & obinutuzumab rapid infusion you must go back and select a new secondary entry of step 2.
- By doing this once step 1 of above listed infusion is complete the pump will revert to a KVO rate and alarm until the Nurse re- programs the pump to the second step.

The KVO rate will never be faster than the infusion rate

KVO

- Rate -

Rate \geq 10 ml/h

5.00 ml/h

1 ml/h \leq R < 10 ml/h

3.00 ml/h

Rate < 1 ml/h

0.10 ml/h