



2021-2022
(April–March)

Infection Prevention & Control Annual Report


INFECTION PREVENTION & CONTROL ANNUAL REPORT

DISCLAIMER FOR REPORT:

This report should be interpreted with caution. Data submission for Boyne Lodge, Boundary Trails Health Centre, and Portage District General Hospital was incomplete for the 2021-2022 period.

2021/22 KEY HIGHLIGHTS

- Six of the thirteen acute care facilities showed Hand Hygiene compliance over the target of 80%.
- Fourteen of the twenty-three PCH sites had a Hand Hygiene compliance over the target of 80%.
- The catheter associated urinary tract infection rate has decreased by 8% in AC and increased in PCH facilities by 6% compared to last year.
- The surgical site infection (SSI) rate per 100 targeted surgical procedures increased by 1.7% compared to the previous year. This rate represents a total of 38 SSIs in the regional centres (14 BRHC, 21 BTHC and 3 PDGH). Data submission for BTHC and PDGH was incomplete for the 2021-2022 period.
- The rate of timely prophylactic antibiotic administration per 100 targeted surgical procedures has increased by 10% for open colorectal procedures in the regional centres from last year. The rate of timely prophylactic antibiotic administration for C-section surgical procedures has increased by 4% compared to the previous year.
- There was a total of 37 outbreaks were reported in Southern Health-Santé Sud facilities - 11 in AC and 26 in PCH.
- The number of exposures to blood/body fluids increased from 19 to a total of 31 exposures in acute care facilities, and increased by 1 for a total of 4 exposures in PCH.



INTRODUCTION

Health care-associated infections (HAIs) are defined as infections that are transmitted within a health care setting during the provision of health care.

In Canada, an estimated 220,000 infections acquired in health care facilities occur annually.¹ Collection, analysis, and interpretation (surveillance) of these infections is an essential element in their control. The primary purpose of surveillance is to allow front line health care providers to understand the frequency and distribution of infections, including emerging and changing pathogens, and take steps in their control and prevention. The Public Health Agency of Canada (PHAC) estimates that the burden of illness in Canada related to surgical wound infections, pneumonias, urinary tract infections and other sites of infections exceeds \$453 million with emerging antibiotic resistant organisms adding an additional cost of \$24-35 million.

The term client will be used throughout this document when referring to patient, resident or client.

PROJECTS AND INITIATIVES

HAND HYGIENE STRATEGY

Each year in Canada, 8,000 to 12,000 clients die as a result of complications of HAIs.² Hand Hygiene (HH) is the most important measure to avoid the transmission of harmful germs and prevent infection.

The Southern Health-Santé Sud HH policy calls for all health care providers to perform HH before and after contact with a client or the client's environment, before aseptic procedure and after body fluid exposure risk, based on the 4 Moments for HH. HH is monitored in Southern Health-Santé Sud facilities and community programs using an audit tool adapted from the Canadian Patient Safety Institute. Health care providers are observed by trained auditors to determine compliance with HH performance for each of the four essential moments for HH.

The HH audit tool used for facilities complies with Manitoba Health, Seniors and Active Living (MHSAL), Quality and Patient Safety Council recommendations, adopting provincial standardized definitions and data collection methodology according to the 4 Moments for HH. The audit measures HH compliance per opportunity, as well as HH compliance per moments/indications. The definitions for HH Moment/Indication and HH Opportunity are listed below.

HH Moment (or Indication): The 4 Moments for HH are based on the risk of microorganism transmission when a health care worker is interacting with a client. A HH indication is the reason why HH is necessary at a given moment. It is justified by a risk of organism transmission from one surface to another.

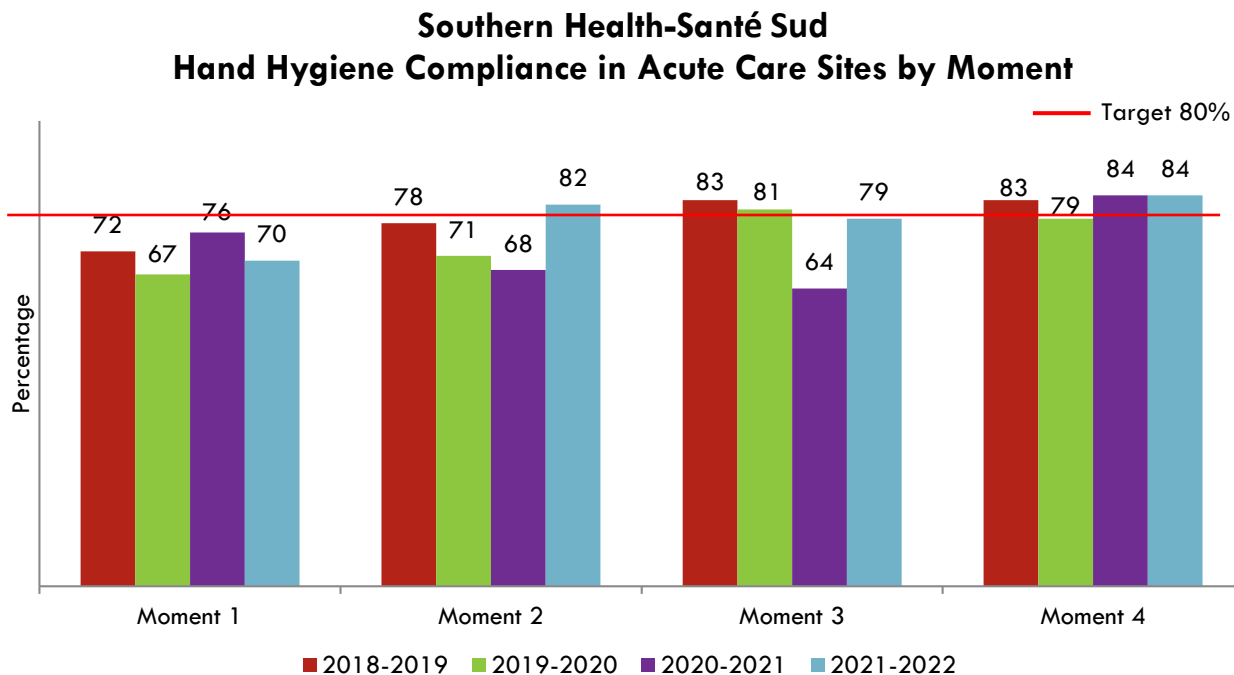
HH Opportunity: The need to perform HH, whether there are single or multiple indications (moments). HH action must correspond to each opportunity. One HH opportunity can also arise from multiple moments (combined moments) resulting in one single act of HH being compliant for multiple HH moments.

The following graphs in this section show the HH compliance rates per moment over the past four fiscal years by program.

¹ Zoutman DE, et al. (2003). *The state of infection surveillance and control in Canadian acute care hospitals*. American Journal of Infection Control, 31(5). 266-72

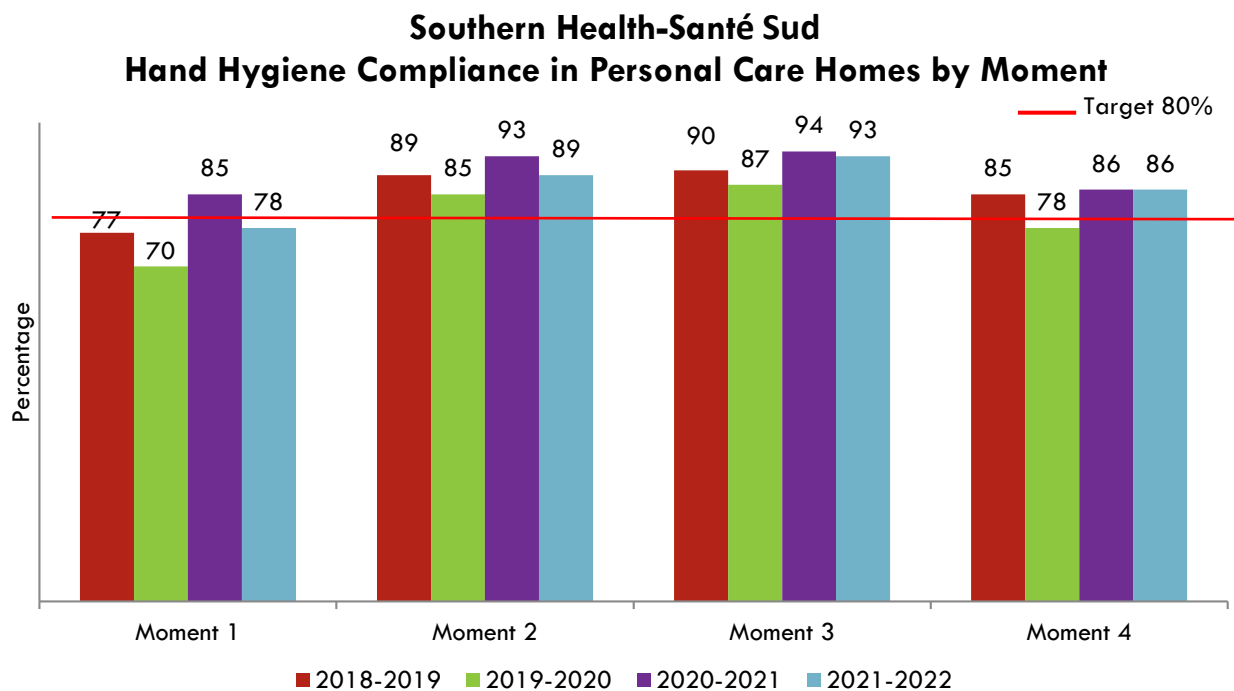
² Zoutman DE, et al. (2003). *The state of infection surveillance and control in Canadian acute care hospitals*. American Journal of Infection Control, 31(5). 266-72

Figure 1a. Overall regional HH compliance by moment at Southern Health-Santé Sud Acute Care (AC) facilities for the past four fiscal years. In AC facilities, HH compliance rates have increased for moments 2 and 3 compared to the previous year. Moments 2 & 4 meet the target of 80% compliance.



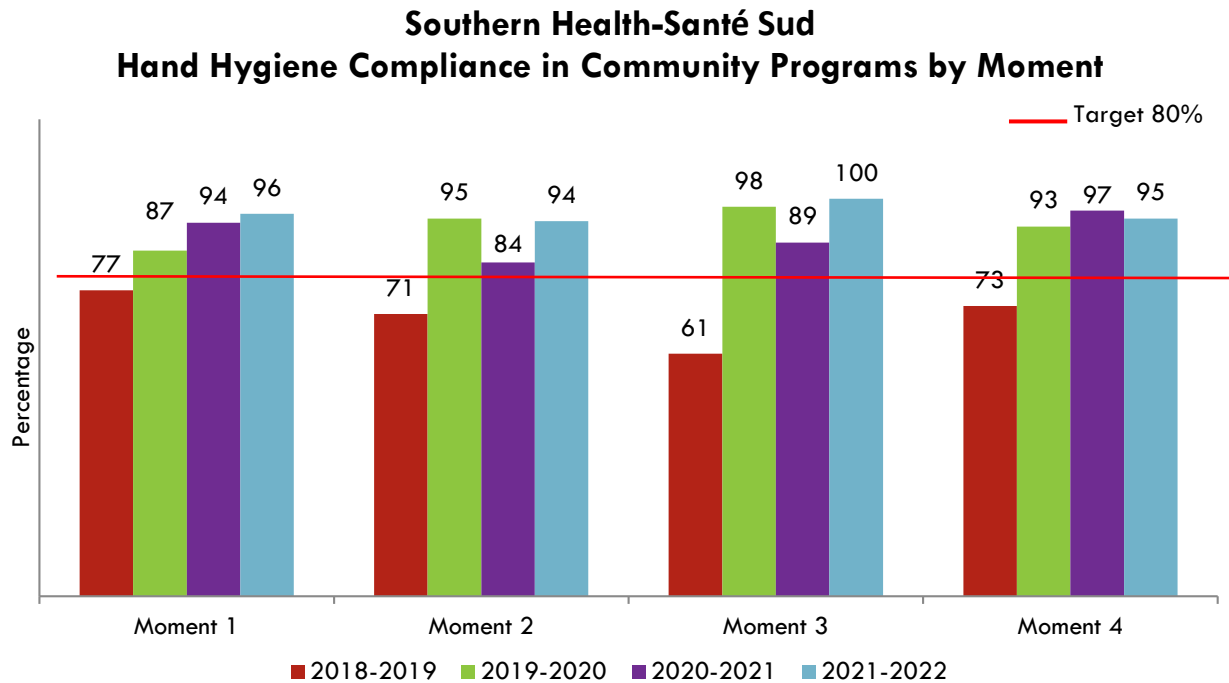
Source: Southern Health-Santé Sud Regional Infection Prevention & Control Indicators 2021-2022

Figure 1b. Overall regional HH compliance by moment at Southern Health-Santé Sud Personal Care Home (PCH) facilities for the past four fiscal years. In PCH facilities, moments 1, 2 & 3 decreased, while moment 4 stayed the same compared to the 2020-2021 period. Moments 2, 3, & 4 meet the target of 80% compliance.



Source: Southern Health-Santé Sud Regional Infection Prevention & Control Indicators 2021-2022

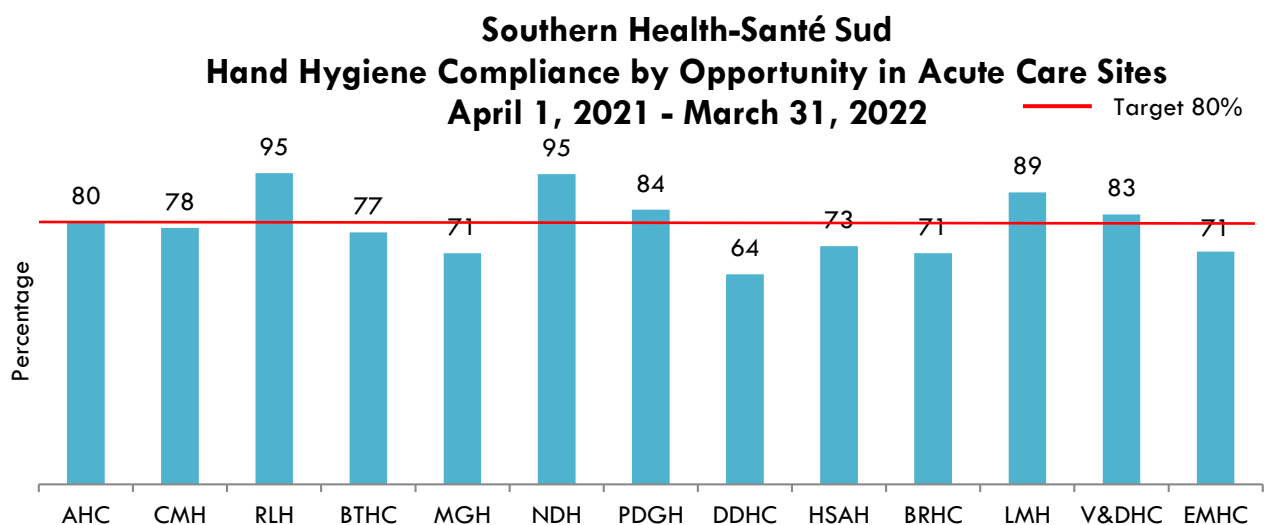
Figure 1c. Overall regional HH compliance by moment reported at Southern Health-Santé Sud community programs for the past four fiscal years. The community programs include Home Care, Emergency Medical Services, Public Health (PH), Primary Care (PC) and Mental Health (MH). In the period of 2021-2022, data was only submitted for Home Care and Primary Care. This graph should be interpreted with caution. The target of 80% compliance has been met for all 4 moments.



Source: Southern Health-Santé Sud Regional Infection Prevention & Control Indicators 2021-2022

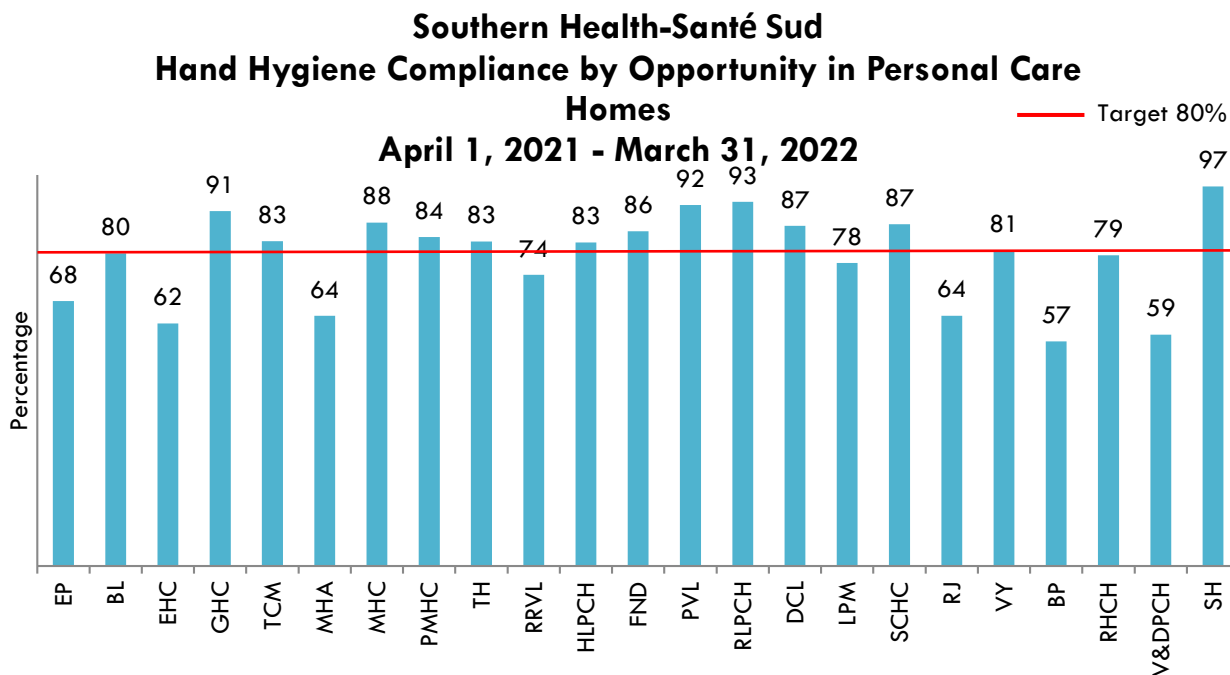
See the Facility Name Legend for the following two graphs.

Figure 1d. Overall HH compliance by opportunity in AC facility in Southern Health-Santé Sud for the fiscal year 2021-2022. Six of the thirteen sites show a HH compliance that met the target of 80%.



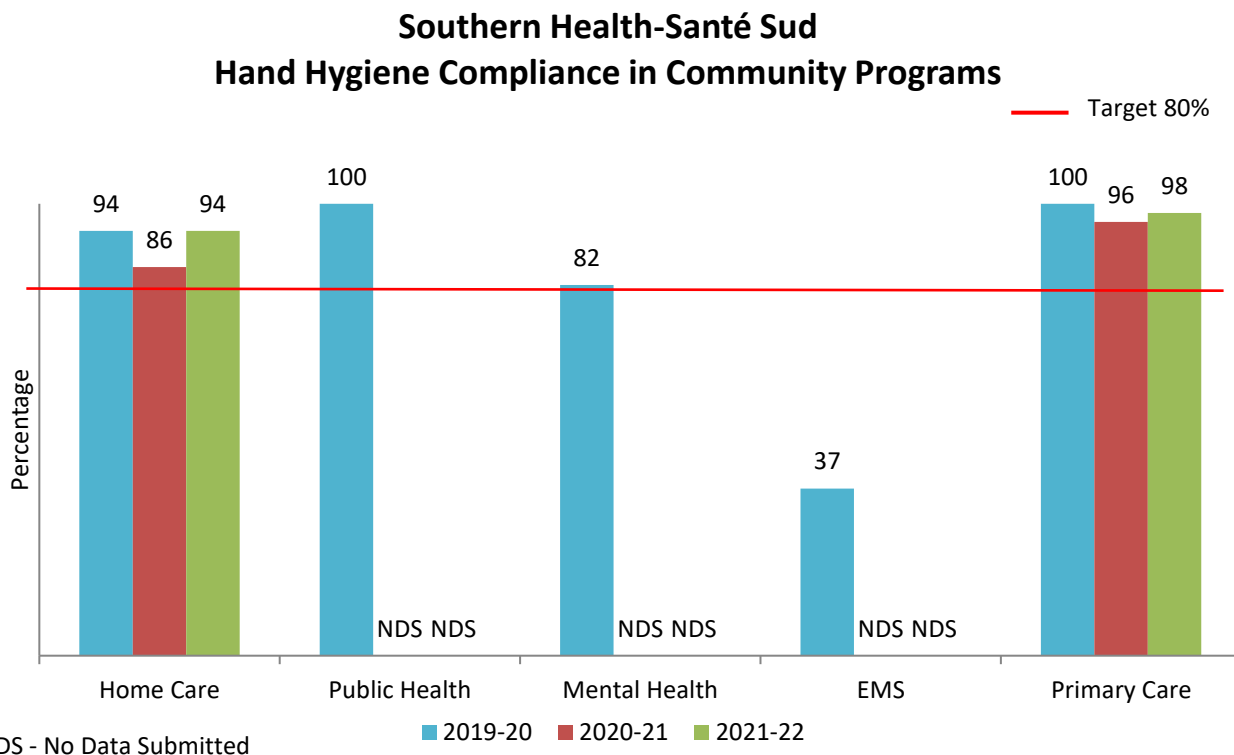
Source: Southern Health-Santé Sud Regional Infection Prevention & Control Indicators 2021-2022

Figure 1e. Overall HH compliance by opportunity in PCH facility in Southern Health-Santé Sud for the fiscal year 2021-2022. Fourteen of the twenty-three PCH sites show a HH compliance that met the target of 80%.



Source: Southern Health-Santé Sud Regional Infection Prevention & Control Indicators 2021-2022

Figure 1f. HH compliance by community program in Southern Health-Santé Sud for the fiscal year 2019-2022. Data was submitted for Home Care and Primary Care for the 2021-2022 period. HH compliance for both Home Care and Primary Care increased compared to the previous year and is meeting the target of 80%.



Source: Southern Health-Santé Sud Regional Infection Prevention & Control Indicators 2021-2022

WHAT IS SOUTHERN HEALTH-SANTÉ SUD DOING TO IMPROVE HAND HYGIENE RATES?

Southern Health-Santé Sud continues to emphasize the importance of HH in preventing the spread of HAIs through implementation of a comprehensive HH strategy targeting the 4 Moments for HH. This strategy includes:

- education on the 4 Moments for HH in the Regional Orientation for all new hires in all programs;
- education on the 4 Moments for HH in the Regional Clinical Orientation days, for all new nurses;
- requirement to have “point-of-care” hand rub available throughout the region;
- regional 4 Moments for HH audit process including audit training, audit criteria, use of audit tool and submission of quarterly results throughout the region;
- posting of 4 Moments for HH audit results; and
- reporting regional HH monitoring compliance results to MB Health.

Regional Infection Prevention & Control (IP&C) has rebranded HH in the region with a revised HH policy and new HH posters (adapted from Shared Health). A HH education blitz was initiated for all facility/community staff. In addition, Southern Health-Santé Sud participated in the provincial purchase of the HandyAudit software.

WHAT IS THE ANNUAL TARGET SOUTHERN HEALTH-SANTÉ SUD SEEKS TO REACH?

The ultimate goal for HH compliance in SH-SS is 100% with a minimal target of 80% compliance.

WHAT ARE THE NEXT STEPS FOR SOUTHERN HEALTH-SANTÉ SUD?

Moving forward for 2022-2023, the Regional IP&C goals are:

- to continue to monitor hand hygiene compliance with a goal of increasing the number of HH opportunities being audited,
- to complete the HH education blitz for all facility/community staff, and
- to roll out the HandyAudit software with the goal of improving HH auditing in the region.

SURVEILLANCE

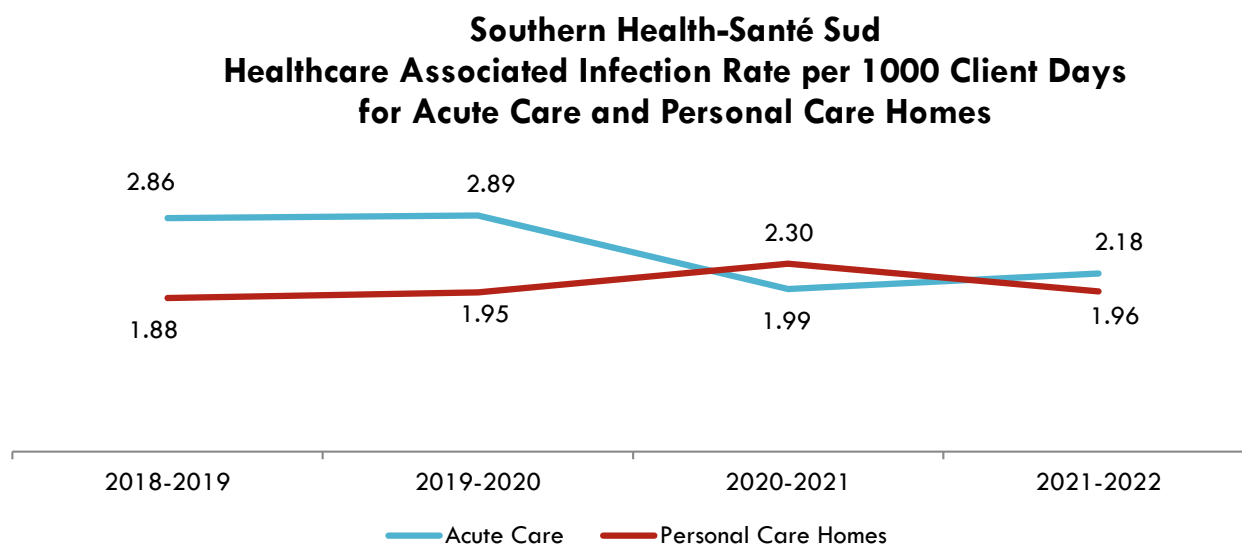
The Regional IP&C program carries out surveillance for a number of quality and patient safety indicators. This section of the report presents information on the targeted indicators.

HEALTHCARE ASSOCIATED INFECTION (HAI) SURVEILLANCE

In this report, we present rates by 1,000 AC inpatient days and 1,000 PCH resident days. The presentation of rates by client days is recommended by Canadian Nosocomial Infection Surveillance Program (CNISP) as it reflects the per-day client risk of acquiring a HAI and disease risk factors. For this reason, it is the most useful rate for comparing different types of health care facilities with varying average lengths of stay.

Descriptions of the surveillance case definitions can be found in the Southern Health-Santé Sud *Infection Prevention & Control: Healthcare Associated Infection Indicator Definitions - Surveillance in Acute Care and Personal Care Home, April 2021-March 2022*.

Figure 2. HAI rates per 1,000 client days in Southern Health-Santé Sud AC and PCH Facilities for the past four fiscal years. HAI rates in PCH have decreased significantly, whereas HAI rates in AC facilities have increased in the past year.



Source: Southern Health-Santé Sud Regional Infection Prevention & Control Indicators 2021-2022

What are the next steps for Southern Health-Santé Sud?

Moving forward for 2022-2023, the Regional Infection Prevention & Control (IP&C) goals are:

- to continue to disseminate the HAI rates in a report to each AC and PCH facility in the region on a quarterly basis.
- to provide each facility with an annual report comparing their HAI rates to the regional rate.
- to encourage facility ICPs to continue discussions with Facility IP&C Committee re: analyzing infection rates, investigating causes where infection rates are high and developing an action plan focused on decreasing infections.
- to develop a new Healthcare Associated Infection (HAI) Surveillance Policy, moving to targeted HAI surveillance program for infections/adverse outcomes that are potentially preventable.

TARGETED SURVEILLANCE

PREVENTION AND TREATMENT OF URINARY TRACT INFECTIONS

Urinary tract infections (UTIs) are the most frequently encountered HAI in PCH facilities, accounting for up to 20% of infections reported by PCHs as stated in the National Healthcare Safety Network (NHSN), Long-term Care Facility Component Urinary Tract Infection – January 2019. UTIs are the leading cause of bacteremia among PCH clients and can lead to significant morbidity and mortality in the elderly. The presence of an indwelling catheter increases the likelihood of bacteremia almost 40 times.³ UTIs are one of the most common reasons for client hospitalization, and are also the reason for considerable antibiotic use in PCH settings. The regional UTI percentage of all HAIs reported in PCHs for 2021-2022 was 30%, a decrease of 1% from last year.

³ Southern Health-Santé Sud Guideline: Diagnosis and Management of Urinary Tract Infections in Personal Care Homes Clinical Guideline (2014).

UTIs are also the fourth most common type of HAI in AC, accounting for more than 12% of infections reported by AC hospitals as stated in the Centers for Disease Control (CDC)/NHSN Urinary Tract Infection Events, January 2018. A large percentage of healthcare associated UTIs in AC are caused by the insertion of urinary catheters. It is estimated that each year, more than 13,000 deaths are associated with UTIs.⁴ The regional UTI percentage of all HAIs reported in AC for 2021-2022 was 43%, an increase of 9% from last year. The AC rate of UTIs in our facilities is about 3.5 times higher than the national rate of 12%.

What is Southern Health-Santé Sud doing to decrease the risk of UTIs?

Southern Health-Santé Sud PCHs continue to use The Guidelines and Clinical Care Map - Diagnosis and Management of UTIs in PCH, commonly referred to as the UTI Guideline for the management and treatment of UTIs in PCH. These clinical guidelines were developed based on expert recommendations and are intended to:

- assist health care workers to accurately identify UTIs and catheter-associated urinary tract infections (CAUTIs);
- prevent or reduce the risk of UTIs and CAUTIs; and
- provide management and treatment options for individuals with UTI or CAUTI.

These activities are complementary to the regional antimicrobial stewardship program whereby best client outcomes are optimized and antibiotic resistance is reduced by appropriately selecting antimicrobial therapy only when it is needed.

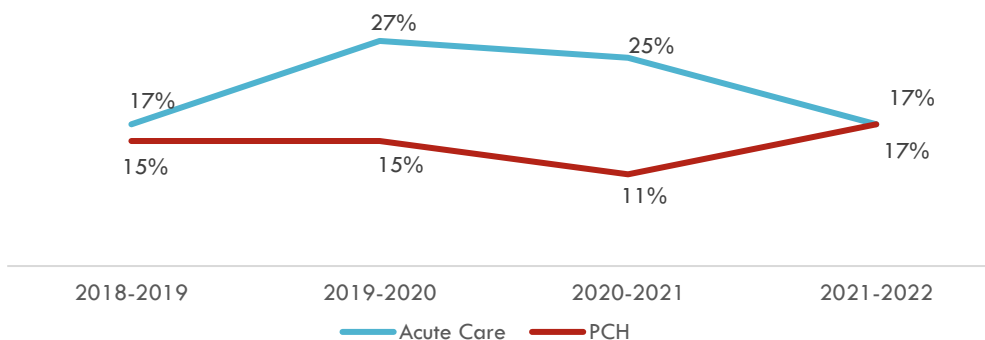
Other initiatives that have been put in place to decrease the rates of UTIs within the region are as follows:

- The Regional Clinical Orientation for all new nurses working in PCH and AC continues to include a presentation about Antimicrobial Stewardship.
- A Urine Trouble education sheet was developed in February 2019 for PCH residents/families providing education on UTI symptoms and how overuse of antibiotics can lead to the development of antibiotic resistant organisms (adapted from Winnipeg Regional Health Authority).

⁴ Centers for Disease Control (CDC): Urinary Tract Infection (Catheter-Associated Urinary Tract Infection [CAUTI] and Non-Catheter-Associated Urinary Tract Infection [UTI]) Events (January 2020).

Figure 3. Percentage of CAUTIs in Southern Health-Santé Sud AC and PCH facilities from April 1, 2018 to March 31, 2022. The CAUTI rate has decreased by 8% in AC and increased in PCH facilities by 6% compared to last year.

Southern Health-Santé Sud Percentage of Catheter-Associated Urinary Tract Infections in Acute Care and Personal Care Homes



Source: Southern Health-Santé Sud Regional Infection Prevention & Control Indicators 2021-2022

What are the next steps for Southern Health-Santé Sud?

The Regional IP&C Team is planning to revise the PCH UTI Guideline in collaboration with the Antimicrobial Stewardship working group, creating a combined UTI Guideline for both AC & PCH facilities with the goal of decreasing the CAUTI rates in all sites across the region.

The good news is that many CAUTIs may be prevented with recommended infection control measures.

The following recommended guidelines will promote the prevention of CAUTIs:

- Insert catheters only for appropriate indications
- Leave catheters in place only as long as needed
- Ensure that only properly trained persons insert and maintain catheters
- Insert catheters using aseptic technique and sterile equipment
- Follow aseptic insertion and maintain a closed drainage system
- Maintain unobstructed flow
- Perform hand hygiene prior to insertion or manipulation of catheter device or site
- Use routine practices when manipulating catheter or collection system.

Key quality improvement strategies to be explored that may ensure appropriate urinary catheter utilization include:

- Implementation of a system of alerts or reminders to remove unnecessary catheters
- Stop orders for urinary catheters
- Nurse-directed removal of unnecessary catheters
- Algorithms for appropriate perioperative catheter management

In addition, information provided in the guideline will support appropriate indications for catheter use and provide examples of inappropriate catheter use. Proper techniques for insertion and maintenance will be included, as well as guidance for regular surveillance.

ANTIBIOTIC RESISTANT ORGANISMS (AROs)

Surveillance for AROs focuses on newly identified cases. The major AROs of concern include Methicillin-Resistant *Staphylococcus aureus* (MRSA) and Carbapenemase-Producing *Enterobacteriaceae* (CPE). Newly identified cases are categorized according to where they were most likely acquired. Cases may be healthcare associated, community-acquired, or of unknown origin. Healthcare associated cases are further investigated to determine whether they were acquired in one of the region's facilities or from another health care facility.

AROs are usually introduced into the health care setting by an infected or colonized individual. An infected individual is an ARO positive individual who shows signs and symptoms of an infection caused by that organism. Colonization refers to the presence of microorganisms in or on a host with growth and multiplication but without tissue invasion or cellular injury, so there are no signs or symptoms of infection.

ARO infection transmission most frequently occurs via the hands of health care workers that become transiently colonized while delivering care to patients, when removing gloves, or when touching contaminated surfaces. Environmental contamination can also serve as a vehicle of transmission. It remains important to control the spread of AROs within AC facilities where the risk of infections with AROs is greatest. General IP&C measures (e.g. Routine Practices) remain essential, including hand hygiene, appropriate equipment cleaning and decontamination of the environment. The addition of contact precautions may also be effective in preventing transmission of AROs.

New AROs, i.e. *Candida auris*, continue to emerge and consultations with Infectious Diseases are recommended when dealing with such cases.

Methicillin Resistant *Staphylococcus aureus* (MRSA) incidence rate

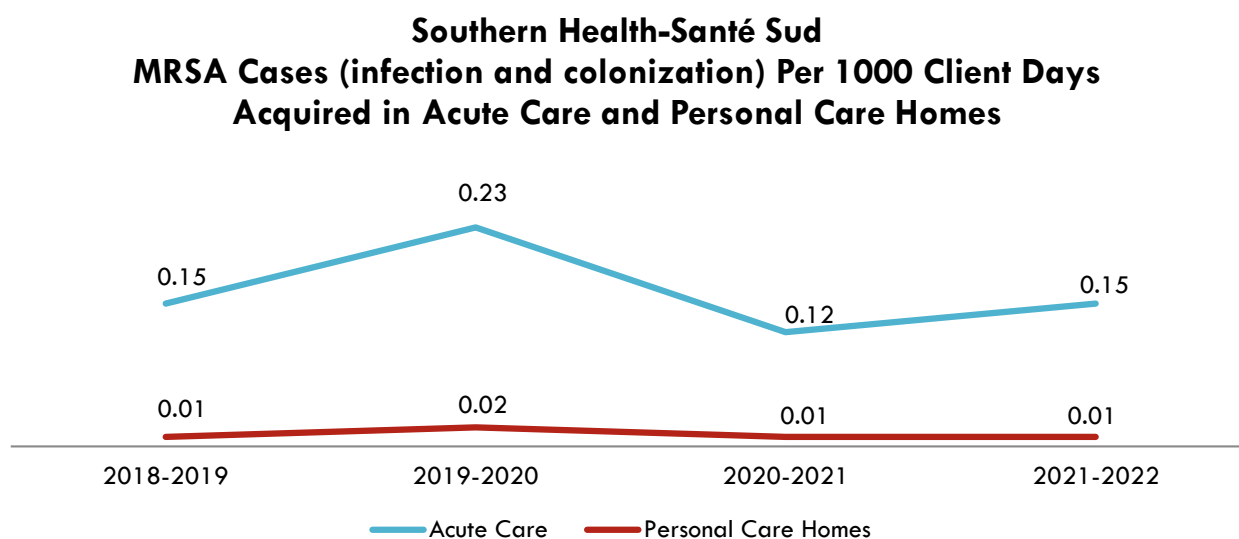
MRSA is a strain of *Staphylococcus aureus* resistant to various antimicrobial agents. Individuals who carry the organism usually on their skin or in their nose without signs of infection are said to be colonized. Sometimes MRSA can cause serious wound, respiratory or bloodstream infections. Clients who are older, have chronic disease, and undergo invasive procedures are at higher risk of acquiring MRSA. The principle mode of transmission within health care facilities is considered to be from one colonized or infected client to another via the hands of health care providers. The data represents newly identified cases of MRSA among clients admitted to a Southern Health-Santé Sud facility where the acquisition occurred during the provision of health care.

“An incidence rate measures the occurrence of new cases or events in a specific population during a given time period” (APIC Text of Infection Control and Epidemiology, 2014).

The incidence rate for MRSA acquired in AC is 0.15 per 1,000 patient days for the fiscal year 2021-2022, which is higher than the previous year. This rate represents a total of 17 MRSA cases (7 colonizations and 10 infections).

The incidence rate for MRSA acquired in PCH is 0.01 per 1,000 resident days for the reporting year 2021-2022, which is the same as the incidence rate in 2020-2021. This rate represents a total of 2 MRSA cases (1 colonization and 1 infection).

Figure 4. MRSA incidence rates per 1,000 client days in Southern Health-Santé Sud AC and PCH facilities from April 1, 2018 to March 31, 2022. The MRSA incidence rate has increased in AC and remained the same in PCH facilities compared to last year.



Source: Southern Health-Santé Sud Regional Infection Prevention & Control Indicators 2021-2022

What is Southern Health-Santé Sud doing to decrease MRSA incidence rates?

All clients admitted to Southern Health-Santé Sud AC facilities are screened for MRSA risk factors and those considered to be at risk are tested for the organism as quickly as possible. Clients who are found to be MRSA positive are placed on precautions to reduce the risk of transmission within a facility.

Admission screening is important to quickly identify and isolate positive cases to prevent cross transmission. A consistent regional ARO admission screening process in AC has been established to screen for AROs on admission.

Clostridioides difficile infection (CDI) incidence rate

Note: *Clostridioides difficile* (*C. difficile*) was formerly named *Clostridium difficile*. CDIs are the most frequent cause of healthcare associated infectious diarrhea in developed countries.⁵ CDIs are often related to antimicrobial therapy, which alters the normal bacteria found in the gastrointestinal tract. CDIs may present as severe diarrhea that may be difficult to control, toxic megacolon, sepsis and even death. The principle mode of transmission within health care facilities occurs when *C. difficile* spores are spread on environmental surfaces (e.g., toilet fixtures, furniture, health care equipment), contaminated gloves or unwashed hands. It can then be picked up by another person who touches these contaminated objects and then touches their face or mouth, causing *C. difficile* spores to enter the intestinal tract.

Surveillance for CDIs is different because clients may experience more than one episode of CDI and/or may experience relapses associated with an earlier episode. A case would be considered to be healthcare associated if the client's symptoms occurred 72 hours or more post-admission, the client had been

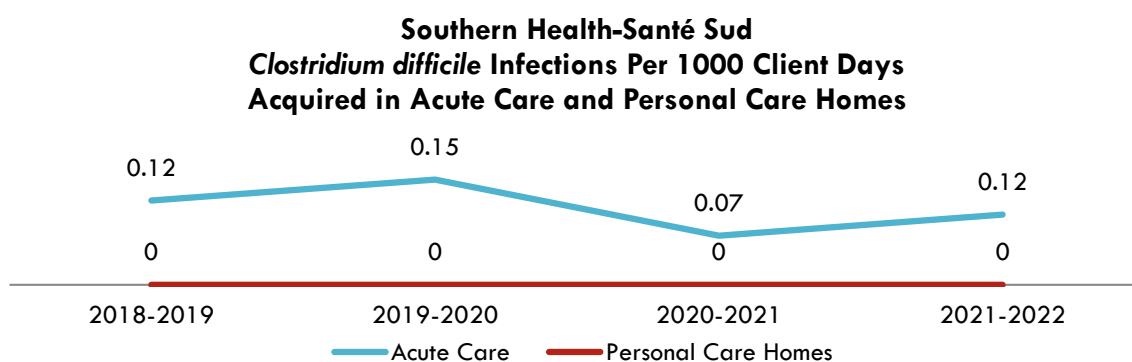
⁵ Canadian Nosocomial Infection Surveillance Program (CNISP) – 2018 Surveillance for *Clostridium difficile* infection (CDI) – Dec 2017.

previously admitted to a healthcare facility and discharged within the previous 4 weeks or client had a previous healthcare exposure at a healthcare facility within the previous 4 weeks.

The incidence rate for CDIs acquired in AC facilities is 0.1 per 1,000 patient days for the fiscal year 2021-2022, which is slightly higher than the previous year. This rate represents a total of 11 healthcare associated CDIs.

The incidence rate for CDIs acquired in PCH facilities is zero for the fiscal year 2021-2022, which is the same incidence rate as the previous four years. This rate represents one healthcare associated CDI.

Figure 5. Incidence of CDIs per 1,000 client days acquired in Southern Health-Santé Sud AC and PCH facilities from April 1, 2018 to March 31, 2022. The increase in AC is distributed by cases at five of the thirteen AC sites.



Source: Southern Health-Santé Sud Regional Infection Prevention & Control Indicators 2021-2022

Surgical site infections in acute care

Despite advances in operative techniques and use of prophylactic antibiotics, surgical site infections (SSIs) continue to be a major source of morbidity for clients who undergo operative procedures. SSIs are identified by the development of an infection within a specified period of time following the procedure. The follow-up period varies according to operative procedure; within 30 days for most surgeries, but up to one year if the procedure included some type of implant (e.g. joint replacement).

Southern Health-Santé Sud targeted surveillance of SSIs includes total joint arthroplasty (hip or knee), open hip reduction, open hernia repair, vaginal or abdominal hysterectomy, open colorectal surgery, and caesarian section (C-section). The cases presented in this report are representative of all clients with infections associated with a targeted surgery performed in a Southern Health-Santé Sud regional surgical centre. We know that some SSIs may be treated in outpatient clinics and physician offices and therefore may not be captured in this surveillance system.

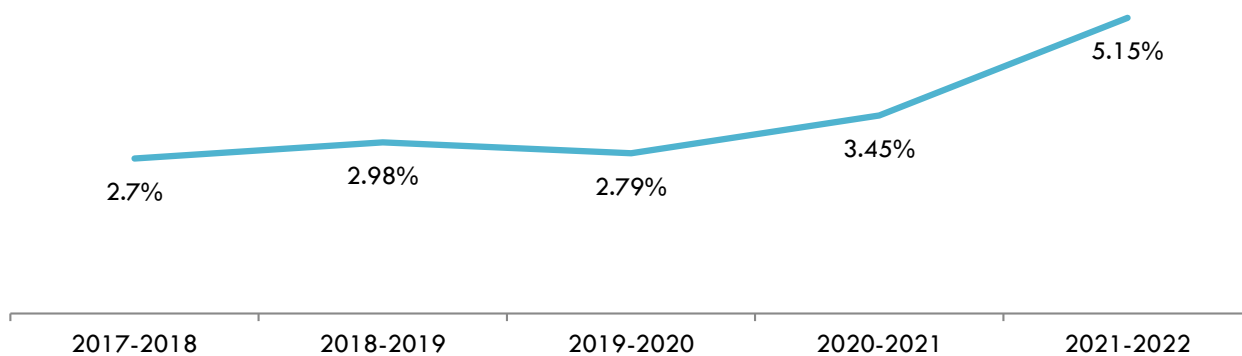
SSI surveillance measurement utilized by Southern Health-Santé Sud is based on standard case definitions published by the Centers for Disease Control and Prevention/National Healthcare Safety Network.

The following six graphs show the SSI rates at the regional centres (BRHC, BTHC and PDGH) for each of the targeted surgical procedures during the past four fiscal years.

DISCLAIMER FOR REPORT: The following SSI report should be interpreted with caution. Data submission for Boundary Trails Health Centre and Portage District General Hospital was incomplete for the 2021-2022 period.

Figure 6a. Southern Health-Santé Sud SSI rate per 100 targeted surgical procedures at the three regional centres for the past four fiscal years. The SSI rate per 100 targeted surgical procedures is 5.15%. This rate represents a total of 41 SSIs in the regional centres (14 BRHC, 24 BTHC and 3 PDGH) for the fiscal year 2021-2022.

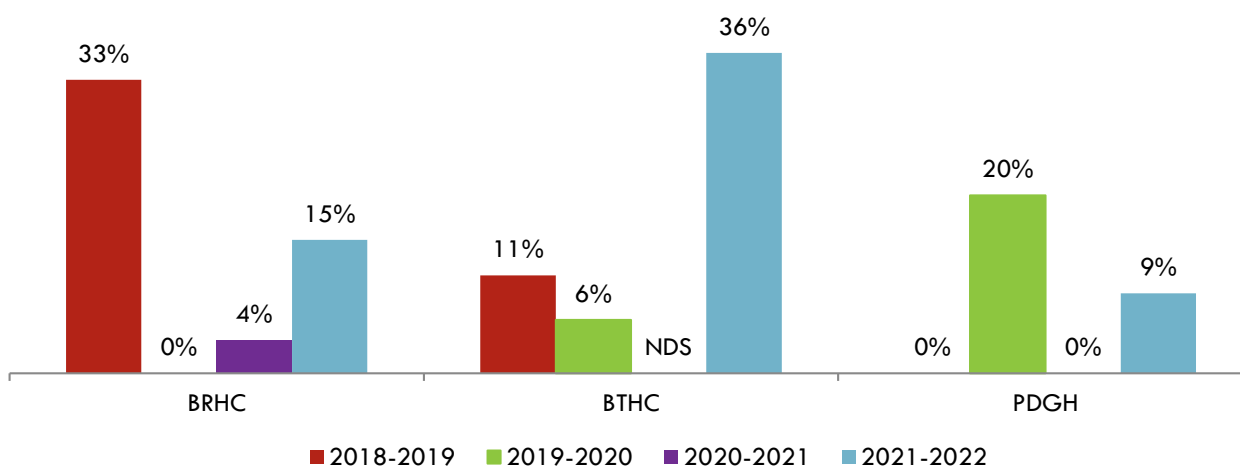
Southern Health-Santé Sud Regional Centres Surgical Site Infections Per 100 Targeted Surgical Procedures



Source: Southern Health-Santé Sud Regional Infection Prevention & Control Indicators 2021-2022

Figure 6b. Southern Health-Santé Sud SSI rates per 100 open colorectal surgical procedures in the three regional centres for the past four fiscal years. There was a total of 9 SSIs reported out of a total of 49 open colorectal surgical procedures in the regional centres (4 BRHC, 4 BTHC and 1 PDGH) for the fiscal year 2021-2022.

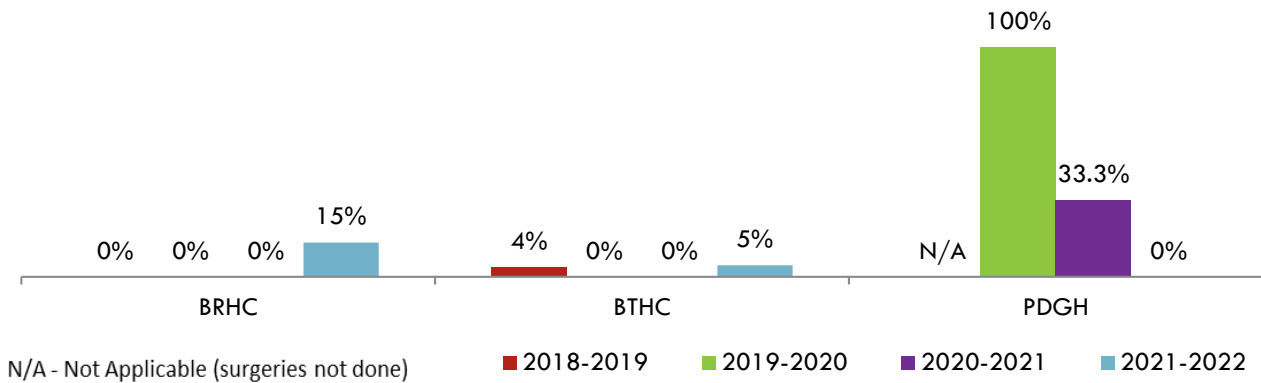
Southern Health-Santé Sud Regional Centres Surgical Site Infection Rates per 100 Open Colorectal Procedures



Source: Southern Health-Santé Sud Regional Infection Prevention & Control Indicators 2021-2022

Figure 6c. Southern Health-Santé Sud SSI rates per 100 open vaginal or abdominal hysterectomy surgical procedures in the three regional centres for the past four fiscal years. There was a total of 5 SSIs reported out of a total of 72 open vaginal or abdominal hysterectomy surgical procedures in the regional centres (2 BRHC, 3 BTHC and 0 PDGH) for the fiscal year 2021-2022.

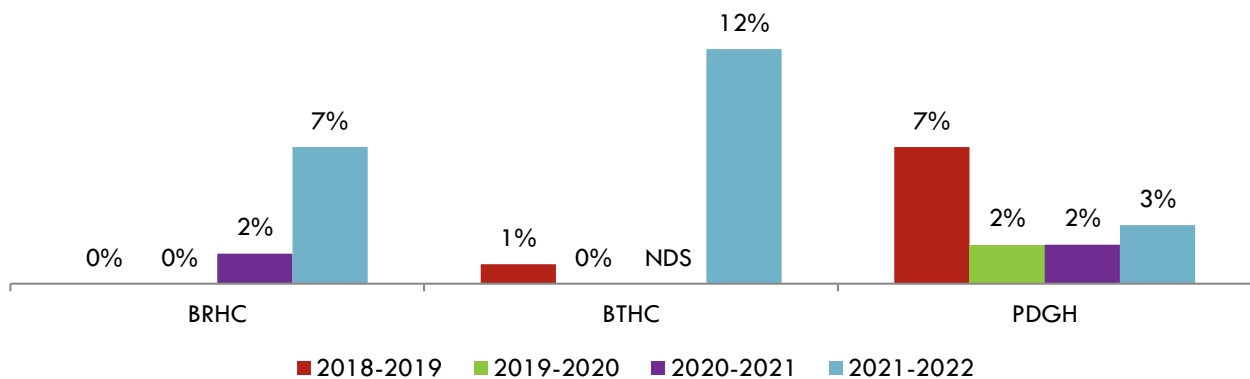
Southern Health-Santé Sud Regional Centres Surgical Site Infection Rates per 100 Open Vaginal or Abdominal Hysterectomy Surgical Procedures



Source: Southern Health-Santé Sud Regional Infection Prevention & Control Indicators 2021-2022

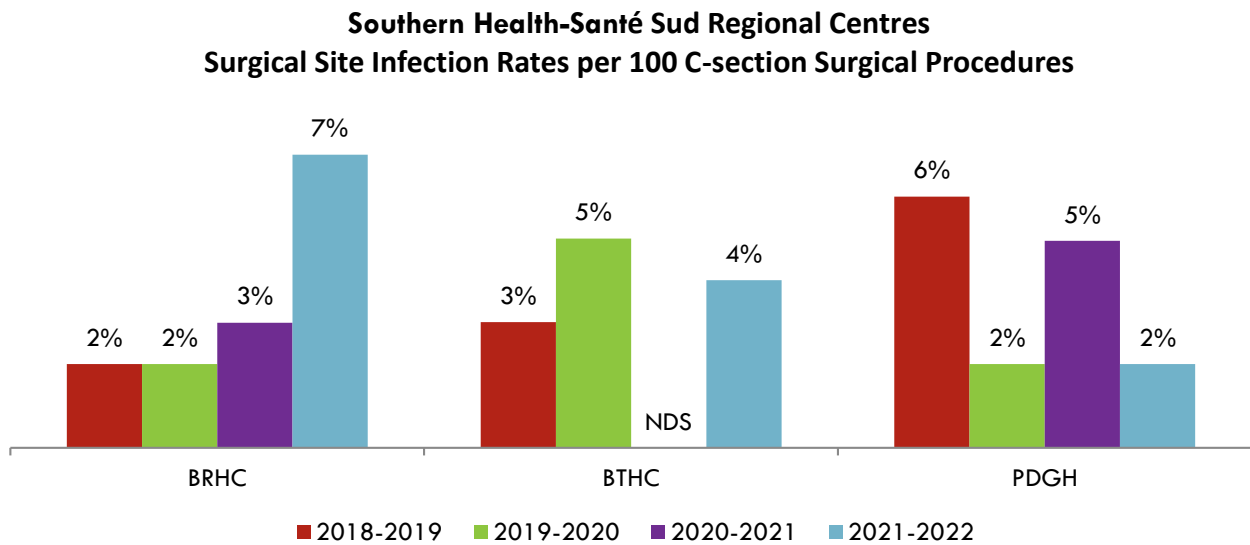
Figure 6d. Southern Health-Santé Sud SSI rates per 100 open hernia repair surgical procedures in the three regional centres for the past four fiscal years. There was a total of 10 SSIs reported out of a total of 138 open hernia repair surgical procedures in the regional centres (4 BRHC, 5 BTHC and 1 PDGH) for the fiscal year 2021-2022.

Southern Health-Santé Sud Regional Centres Surgical Site Infection Rates per 100 Open Hernia Repair Surgical Procedures



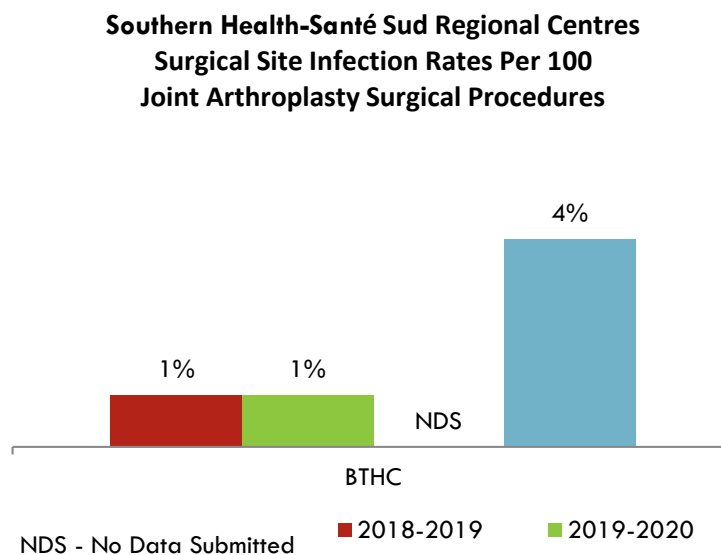
Source: Southern Health-Santé Sud Regional Infection Prevention & Control Indicators 2021-2022

Figure 6e. Southern Health-Santé Sud SSI rates per 100 C-section surgical procedures in the three regional centres for the past four fiscal years. There was a total of 13 SSIs reported out of a total of 289 C-section surgical procedures in the regional centres (6 BRHC, 5 BTHC and 1 PDGH) for the fiscal year 2021-2022.



Source: Southern Health-Santé Sud Regional Infection Prevention & Control Indicators 2021-2022

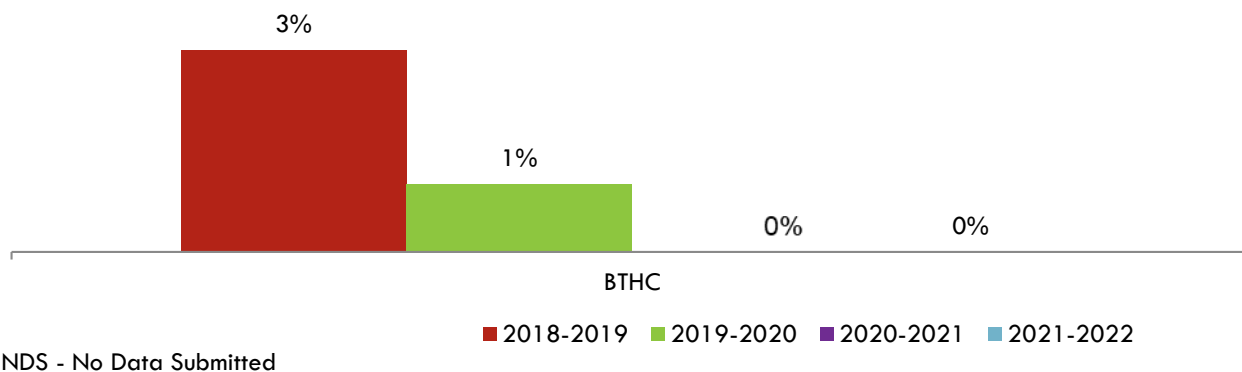
Figure 6f. Southern Health-Santé Sud SSI rates per 100 joint arthroplasty surgical procedures in BTHC because it is the only regional centre that performs joint arthroplasty surgical procedures. In the period of 2021-2022, there were 7 SSIs reported out of a total of 185 joint arthroplasty surgical procedures.



Source: Southern Health-Santé Sud Regional Infection Prevention & Control Indicators 2021-2022

Figure 6g. Southern Health-Santé Sud SSI rates per 100 open hip reduction surgical at BTHC for the past four fiscal years. For 2021-2022, there was a total of 0 SSIs reported out of a total of 27 open hip reduction surgical procedures.

**Southern Health-Santé Sud Regional Centres
Surgical Site Infection Rates Per 100
Open Hip Reduction Surgical Procedures**



Source: Southern Health-Santé Sud Regional Infection Prevention & Control Indicators 2021-2022

What is Southern Health-Santé Sud doing to decrease SSI rates?

Processes are in place in Southern Health-Santé Sud surgical facilities to decrease the SSI rates. These processes include the timely administration, timely discontinuation and appropriate selection of antimicrobials perioperatively, following recommendations for no hair removal or the use of clippers or depilatory as opposed to the use of razors in preparing the operative site, as well as maintaining normothermia during the surgical procedure.

The Southern Health-Santé Sud surgical team meets on a regular basis to look at areas that can be improved. Infection Control representation on this team assists in reviewing infection rates and planning interventions to make positive changes to the area. Providing infection data feedback and education for this team helps to bring about positive change.

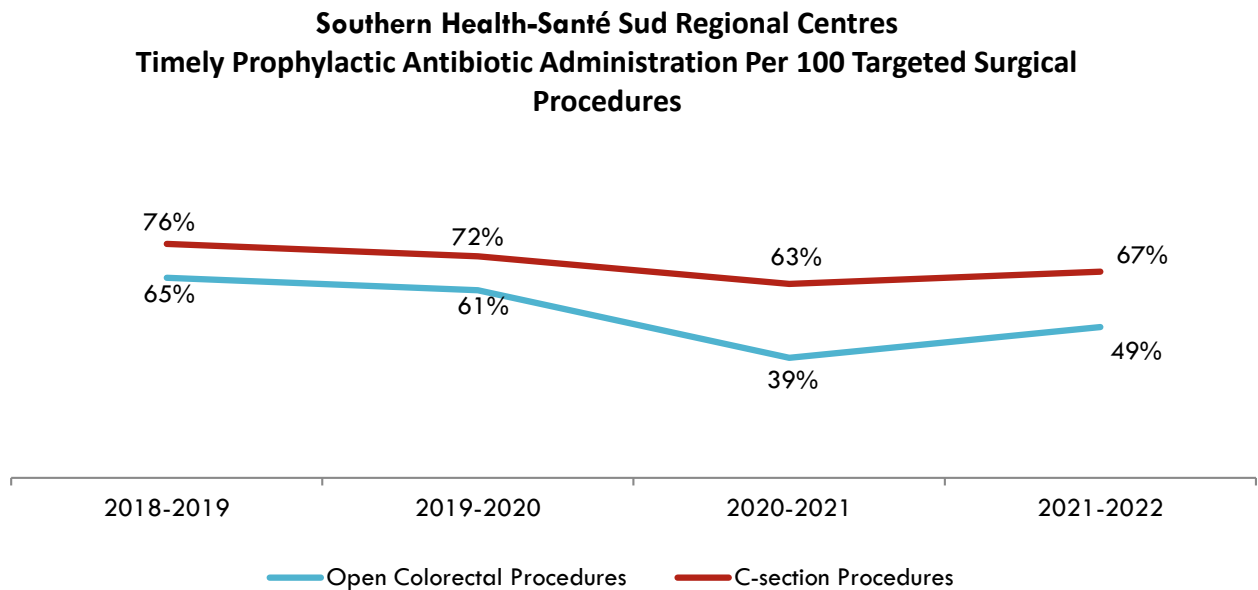
Please note: The infection prevention strategy rates at BRHC have dropped substantially over the past three years and at BTHC over the past year. The responsibility for completion of the SSI reports was placed back on the surgical team and reports were submitted inconsistently or not complete. This process will need further assessment to ensure consistent reporting at all regional surgical centers.

The following graphs will show some of the infection prevention strategies including:

- Open colorectal and C-section surgical clients receive prophylactic antibiotic within appropriate time prior to incision during surgical procedure.
- Open colorectal and C-section surgical clients remain normothermic (36.0° - 38.0°C) during surgeries as recorded in the post-anesthesia care unit (PACU).

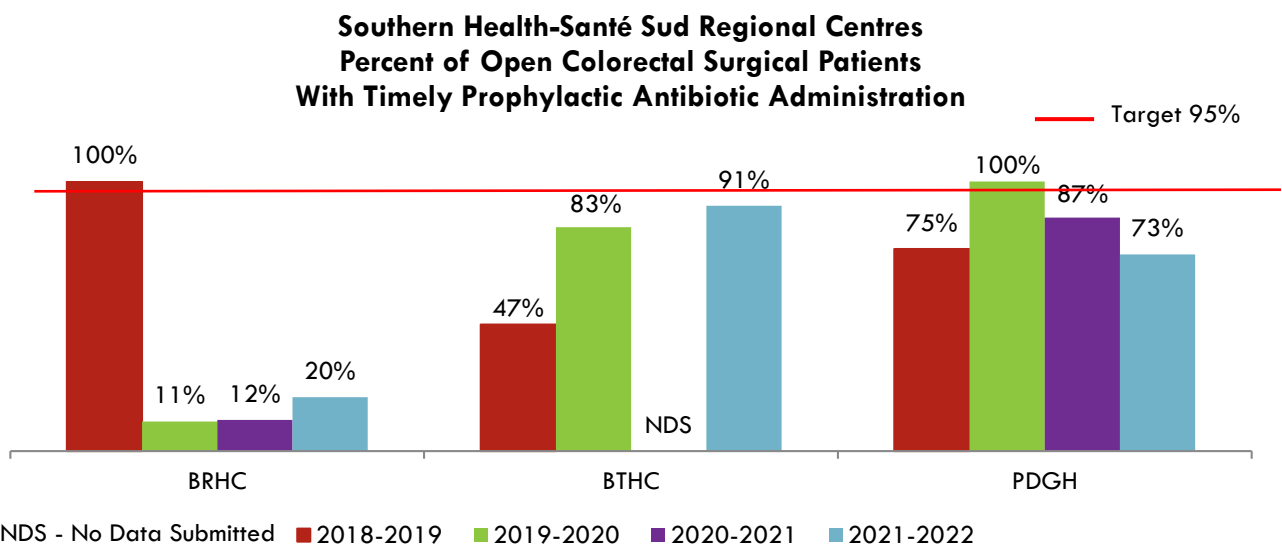
The target rates for timely prophylactic antibiotic administration and maintaining normothermia is 95% or higher as per Safer Healthcare Now (SHN), Prevent Surgical Site Infections: Getting Started Kit, March 2011.

Figure 7a. Southern Health-Santé Sud rate of timely prophylactic antibiotic administration per 100 targeted surgical procedures at the three regional centres for the past four fiscal years. The rate of timely prophylactic antibiotic administration for open colorectal procedures has increased by 10% and C-section procedures has increased by 4% compared to the previous year.



Source: Southern Health-Santé Sud Regional Infection Prevention & Control Indicators 2021-2022

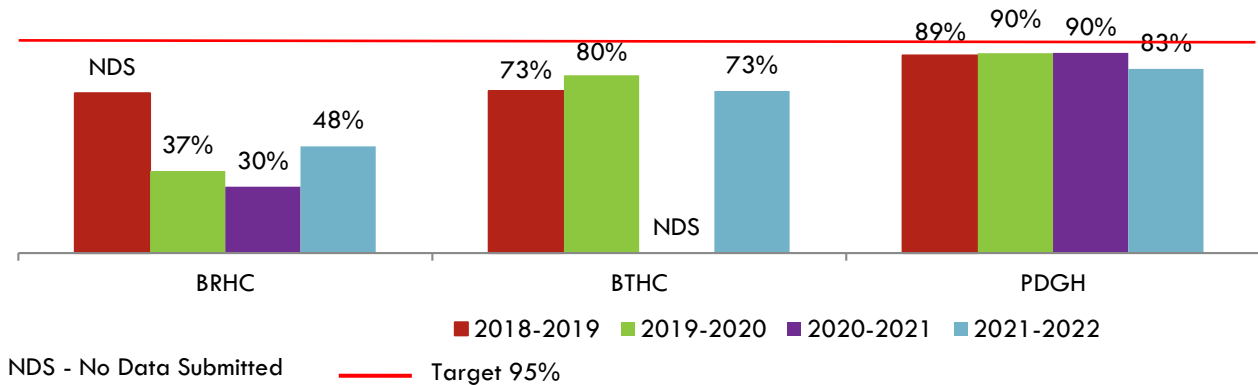
Figure 7b. Southern Health-Santé Sud percent of open colorectal surgical clients receiving timely prophylactic antibiotic administration in the three regional centres for the past four fiscal years. The 2021-2022 rate of open colorectal surgical clients receiving timely prophylactic antibiotic administration has decreased in PDGH by 14% and increased by 8% at BRHC. The BTHC rate for 2021-2022 is 91%. The rates at all regional centres are still below the recommended SHN target of 95% identified by red line, with a significantly low rate at BRHC.



Source: Southern Health-Santé Sud Regional Infection Prevention & Control Indicators 2021-2022

Figure 7c. Southern Health-Santé Sud percent of C-section surgical clients receiving timely prophylactic antibiotic administration in the three regional centres for the past four fiscal years. The target of 95% is identified by the red line. The 2021-2022 rates of C-section surgical clients receiving timely prophylactic decreased from the previous year at PDGH, while the rates increased at BRHC. For 2021-2022, BTHC rates were at 73%. The rates at all regional centres are still below the recommended SHN target of 95% identified by red line, with a significantly low rate at BRHC.

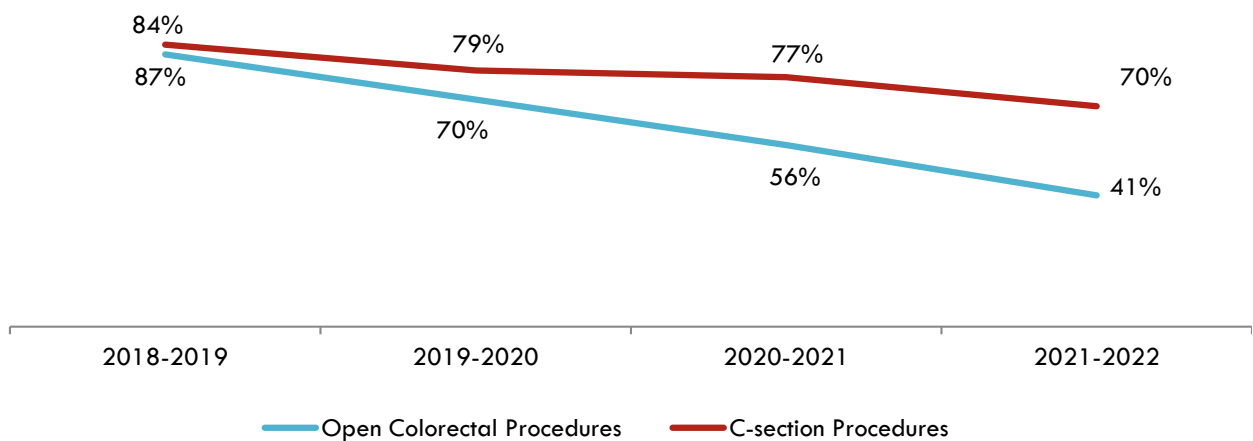
**Southern Health-Santé Sud Regional Centres
Percent of C-section Surgical Patients
With Timely Prophylactic Antibiotic Administration
April 1, 2017 - December 31, 2021**



Source: Southern Health-Santé Sud Regional Infection Prevention & Control Indicators 2021-2022

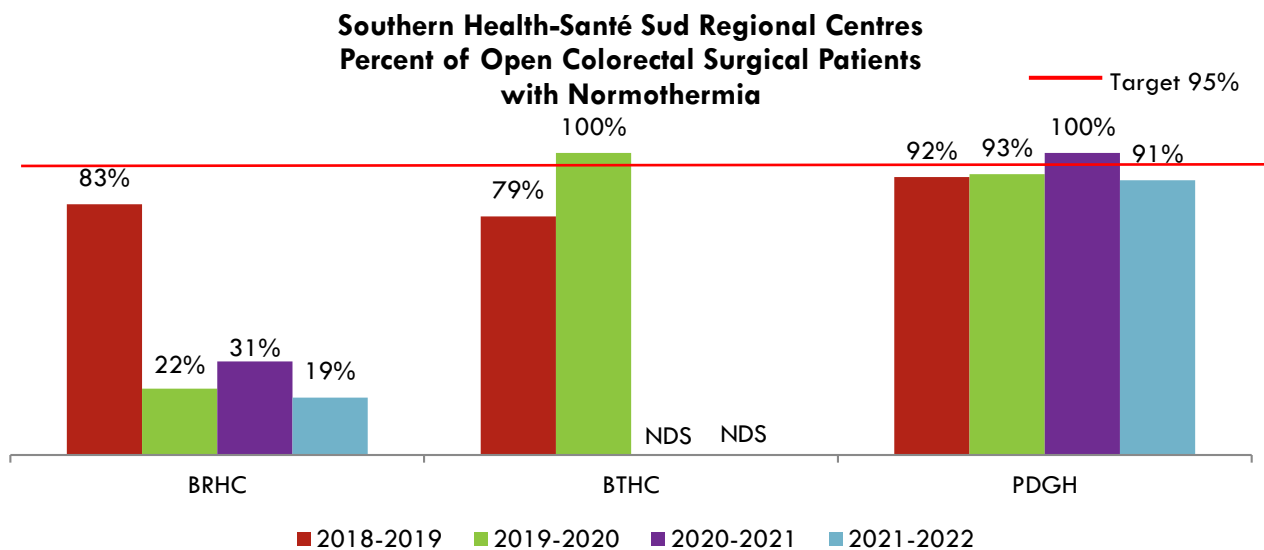
Figure 7d. Southern Health-Santé Sud rate of normothermia per 100 targeted surgical procedures for the past four fiscal years. The rate of maintaining normothermia for open colorectal surgical procedures has decreased by 15% in the regional centres (BRHC & PDGH) from the previous year. The rate of maintaining normothermia for C-section surgical procedures has decreased by 7% in the regional centres (BRHC & PDGH) from the previous year. For 2021-2022 there was no data submitted for the BTHC. This graph should be interpreted with caution.

**Southern Health-Santé Sud Regional Centres
Normothermia Per 100 Targeted Surgical Procedures**



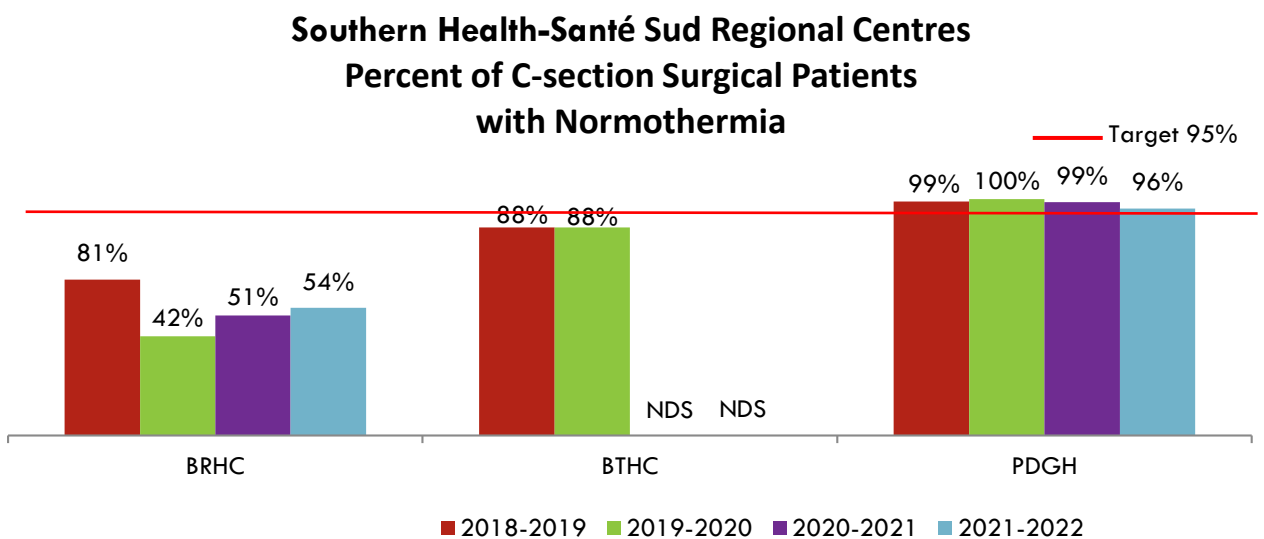
Source: Southern Health-Santé Sud Regional Infection Prevention & Control Indicators 2021-2022

Figure 7e. Southern Health-Santé Sud percent of open colorectal surgical clients maintaining normothermia in the three regional centres for the past four fiscal years. The 2021-2022 rates of open colorectal surgical clients maintaining normothermia during open colorectal surgical procedures decreased for BRHC and PDGH. The rate in PDGH fell below the recommended SHN target of 95%, while the rate at BRHC is significantly lower than the target of 95%. For 2021-2022, there was no data submitted for the BTHC.



Source: Southern Health-Santé Sud Regional Infection Prevention & Control Indicators 2021-2022

Figure 7f. Southern Health-Santé Sud percent of C-section surgical clients maintaining normothermia in the three regional centres for the past four fiscal years. The 2021-2022 rates of C-section surgical clients maintaining normothermia during C-section surgical procedures have decreased slightly at PDGH and increased slightly at BRHC. The rate at PDGH is above target while the rates at BRHC remains below the recommended SHN target of 95%. There was no data submitted for BTHC for 2021-2022.



NDS - No Data Submitted

Source: Southern Health-Santé Sud Regional Infection Prevention & Control Indicators 2021-2022

What are the next steps for Southern Health-Santé Sud?

Moving forward for 2021-2022, the Regional IP&C goals are:

- to develop an SSI Surveillance Policy, moving to increased targeted SSI surveillance
 - to disseminate the SSI rates in a report to each surgical centre in the region on a quarterly basis.
 - to provide each surgical centre with an annual report comparing their SSI rates to the regional rate.
- to work with the BRHC & BTHC surgical programs, providing education and emphasizing the need for documentation and consistent reporting of the infection prevention strategies put in place to decrease SSIs.
- to review process to ensure consistent reporting at all regional surgical centers.

OUTBREAKS

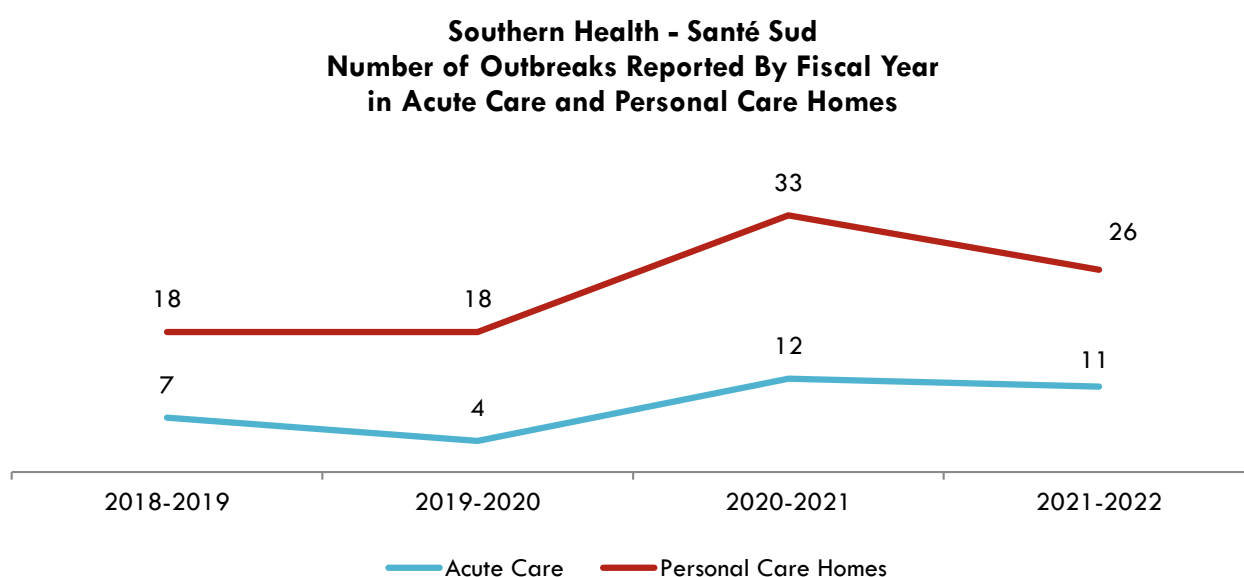
The IP&C program provides support to Southern Health-Santé Sud AC and PCH facilities that are experiencing outbreaks, including affiliated sites.

OUTBREAK SUMMARY

From April 2021 to March 2022, a total of 37 outbreaks were reported in Southern Health-Santé Sud facilities, 11 in AC and 26 in PCH. This is a decrease from the 45 outbreaks in the previous year. The virus responsible for the majority of the respiratory outbreaks this year was COVID-19. Other viruses identified in outbreaks were Rhinovirus, RSV and Norovirus. All outbreaks are reported to the Canadian Network for Public Health Intelligence (CNPHI).

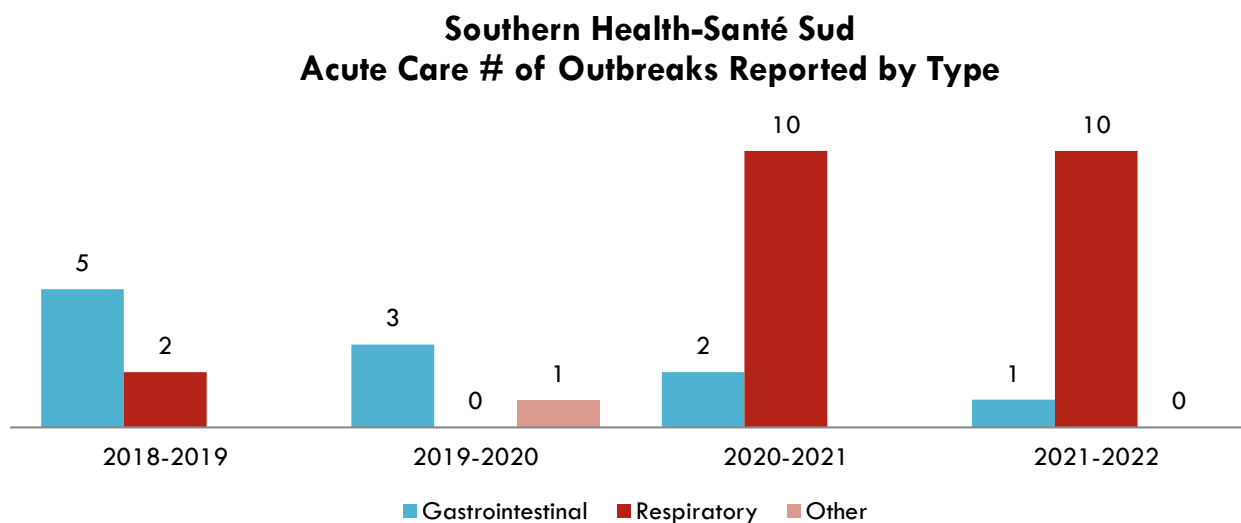
When comparing the number of outbreaks from year to year, it is important to keep in mind the changing prevalence of gastrointestinal and respiratory pathogens in the community.

Figure 8a. Number of outbreaks in Southern Health-Santé Sud AC and PCH facilities per fiscal year since 2018. In 2021-2022, there was a decrease of outbreaks in PCH and a slight decrease in the number of AC outbreaks.



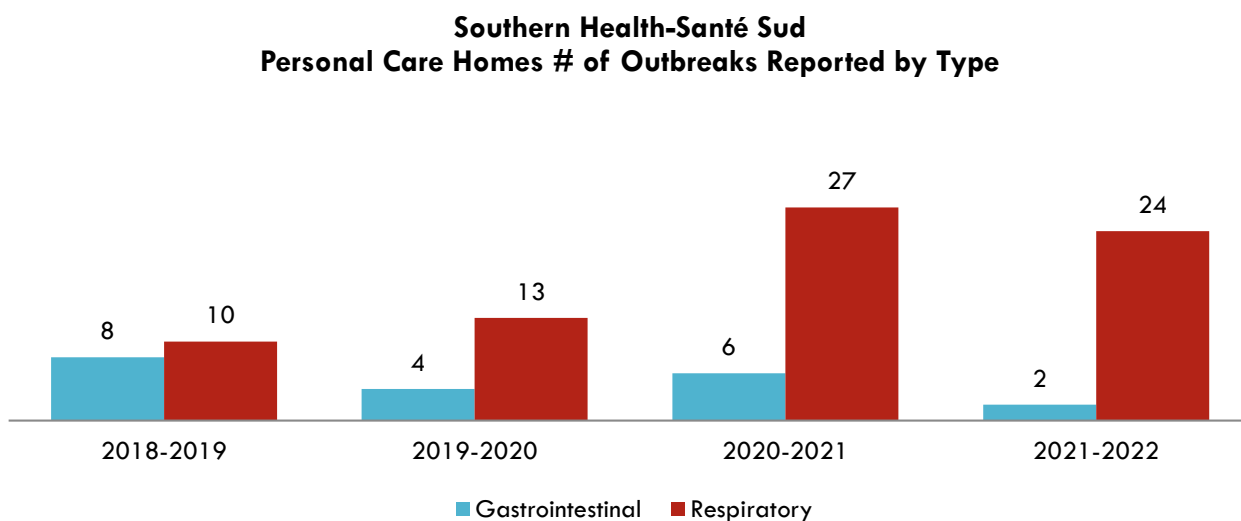
Source: Southern Health-Santé Sud Regional Infection Prevention & Control Indicators 2021-2022

Figure 8b. The number of outbreaks reported by type in Southern Health-Santé Sud AC facilities per fiscal year since 2018. In 2021-2022, there were 11 outbreaks, which is slightly lower than the previous year. Of the 11 outbreaks reported in AC, 10 were respiratory in a nature and 1 was gastrointestinal in nature.



Source: Southern Health-Santé Sud Regional Infection Prevention & Control Indicators 2021-2022

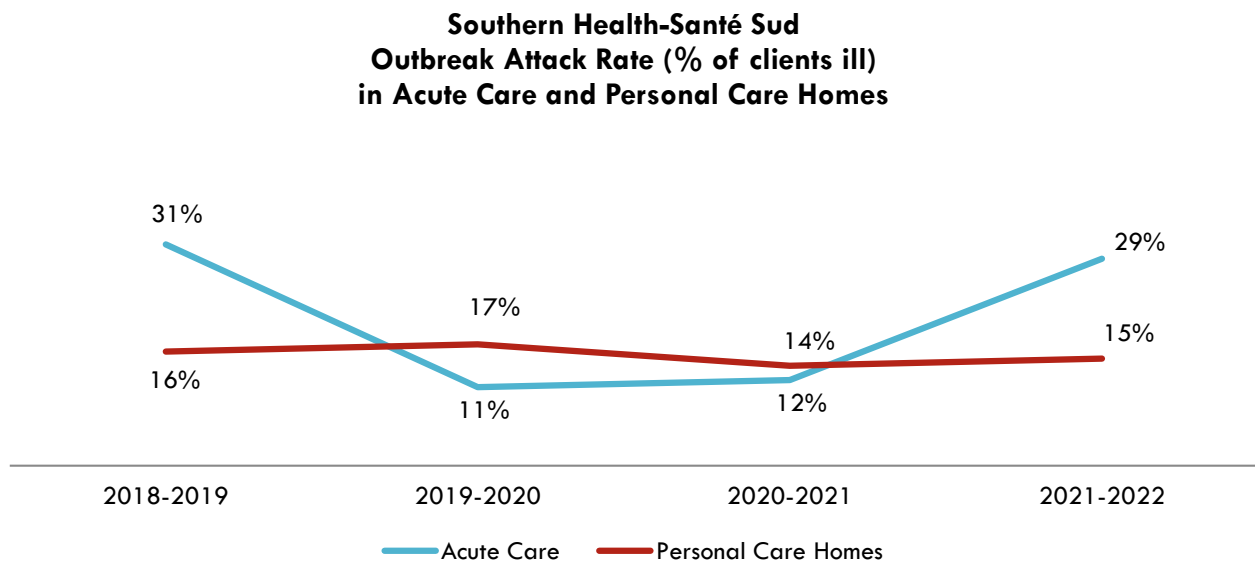
Figure 8c. The number of outbreaks reported by type in Southern Health-Santé Sud PCH facilities per fiscal year since 2018. In 2021-2022, PCH sites reported a total of 26 outbreaks, which is a decrease in outbreaks compared to the previous year. Of the 26 outbreaks reported, 2 were gastrointestinal outbreaks and 24 were respiratory outbreaks.



Source: Southern Health-Santé Sud Regional Infection Prevention & Control Indicators 2021-2022

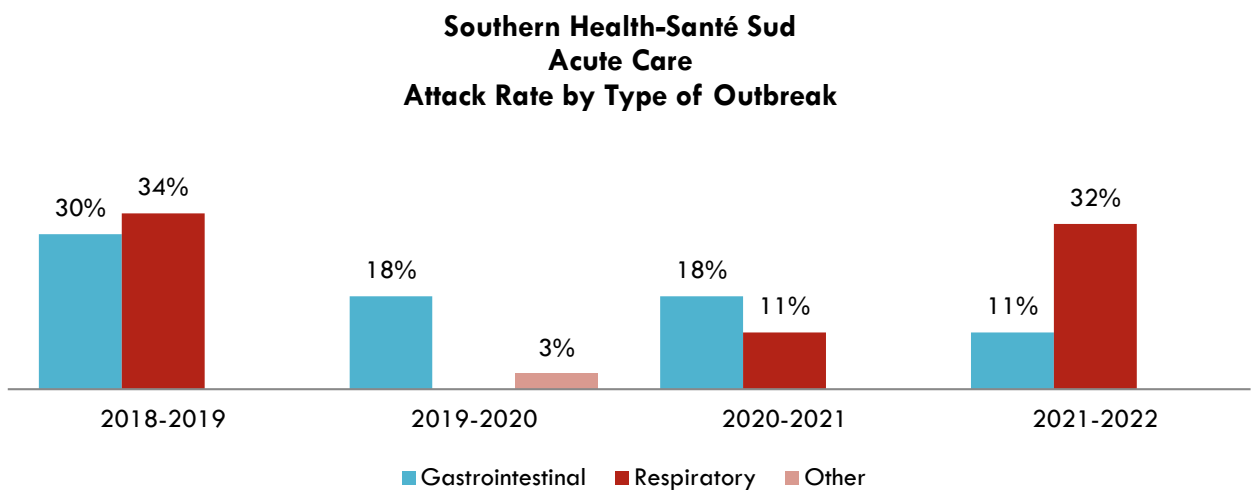
While the endemic level of viruses may increase the risk of outbreaks, the presence of effective infection control measures to rapidly detect transmission and initiate appropriate interventions can reduce the severity of an outbreak, both in terms of the number of people affected and duration of illness. In the outbreak setting, the term attack rate is often used as a synonym for risk. It is the risk of getting the disease during a specified period, such as the duration of an outbreak. Overall attack rate is the total number of new cases divided by the total population. (Centers for Disease Control and Prevention, 2012).

Figure 8d. The percentage of reported client illness during outbreaks in Southern Health-Santé Sud AC and PCH facilities from 2018 to 2022. During 2021-2022, the outbreak attack rate increased by 1% in PCH and increased by 17% in AC.



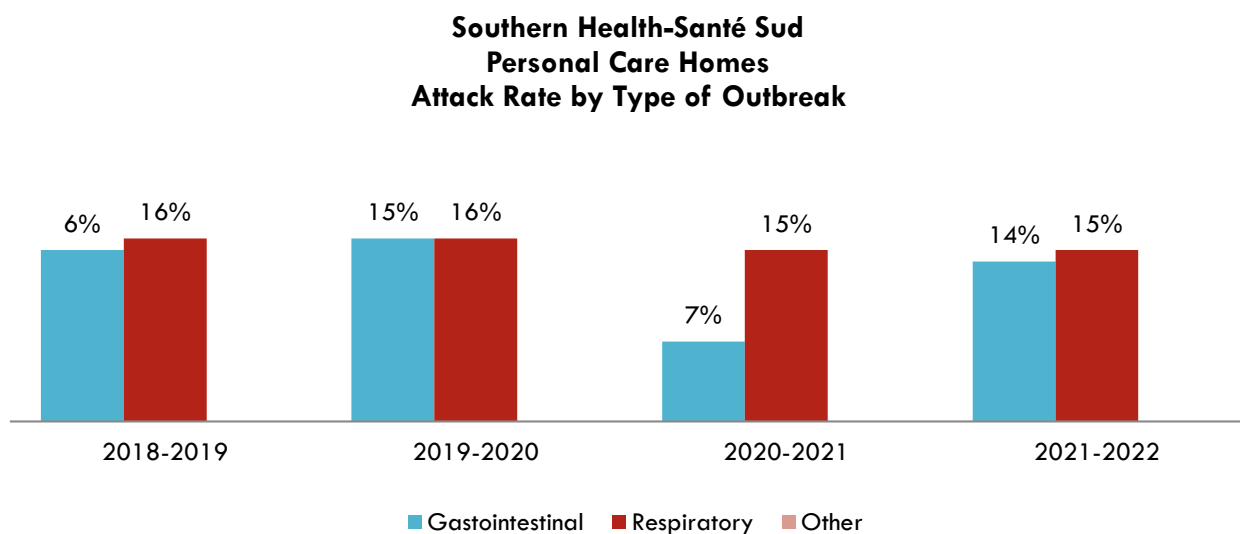
Source: Southern Health-Santé Sud Regional Infection Prevention & Control Indicators 2021-2022

Figure 8e. The percentage of reported client illness by outbreak type in Southern Health-Santé Sud AC facilities from 2018 to 2022. For 2021 to 2022, the attack rate has increased by 21% for respiratory outbreaks and decreased by 7% for gastrointestinal outbreaks compared to the previous year.



Source: Southern Health-Santé Sud Regional Infection Prevention & Control Indicators 2021-2022

Figure 8f. The percentage of reported client illness by outbreak type in Southern Health-Santé Sud PCH facilities from 2018 to 2022. For 2021 to 2022, the attack rate has increased by 7% for gastrointestinal outbreaks and remained the same for respiratory outbreaks compared to the previous year.



Source: Southern Health-Santé Sud Regional Infection Prevention & Control Indicators 2021-2022

What is Southern Health-Santé Sud doing to decrease number and duration of outbreaks?

In health care settings where the risk of transmission is high, use of additional precautions (isolation), adherence to HH and enhanced environmental cleaning are the most effective means of interrupting transmission of microorganisms.

The outbreak management protocols have been used when managing outbreaks in AC and PCH sites throughout Southern Health-Santé Sud. Outbreak management is standardized across the region and well understood by staff members. Southern Health-Santé Sud continues to follow Provincial direction for the management of COVID-19 outbreaks. Early identification of outbreak situations and prompt implementation of coordinated infection control measures and treatment or prophylaxis is key to decreasing both client illness and duration of outbreak.

What are the next steps for Southern Health-Santé Sud?

Moving forward for 2021-2022, the Regional IP&C goals are:

- to transition to utilizing the provincial outbreak management guidelines across the region.

EDUCATION

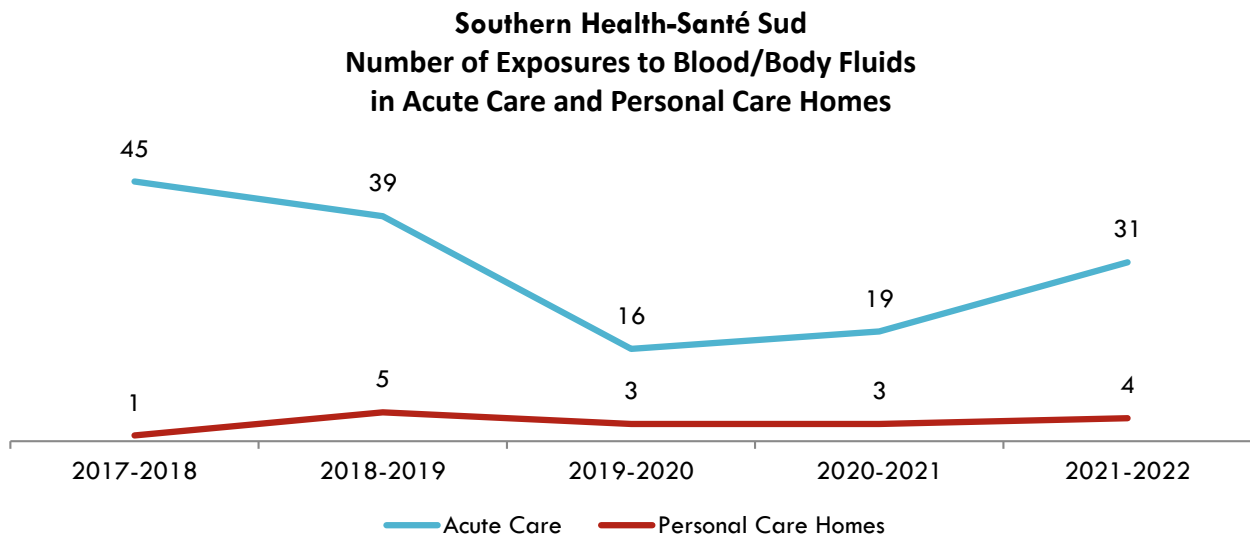
Education is a key component of the IP&C practitioner's role. Education regarding IP&C principles and practices is provided to Southern Health-Santé Sud staff primarily through the following venues: Regional and Facility Orientation for all new employees, Regional Clinical Orientation for all new nursing employees and senior practicum nursing students, annual IP&C education days, and ongoing in-service education. As mentioned previously, hand hygiene education was rolled out for all facility staff.

Due to the ongoing COVID-19 pandemic, no regional IP&C education day was held in 2021-2022.

EXPOSURES TO BLOOD/BODY FLUIDS IN ACUTE CARE & PERSONAL CARE HOMES

Following initial assessment and treatment at an Emergency Department, IP&C continues to be responsible to direct the follow-up care of all occupational exposures for Southern Health-Santé Sud employees, physicians, students or volunteers as per the post-exposure prophylaxis policy.

Figure 9. The number of staff exposures to blood/body fluids in Southern Health-Santé Sud AC and PCH facilities for the past four fiscal years. In 2021-2022, the number of exposures to blood/body fluids increased slightly in PCH and a significant increase was noted in AC. Sixteen exposures to blood/body fluids occurred at BTHC with IP&C providing follow-up for all cases.



Source: Southern Health-Santé Sud Regional Infection Prevention & Control Indicators 2021-2022

INFECTION CONTROL DURING CONSTRUCTION, RENOVATION AND MAINTENANCE

Construction, renovation and some maintenance projects in health care facilities pose a health risk to certain clients, particularly the immunosuppressed, the elderly, and the very young.

Documented incidents of construction-related infections occurring in health care facilities caused by *Aspergillus*, *Legionella*, and other agents have been reported. Good planning and early implementation of preventive measures are necessary to prevent the transmission of infectious agents to vulnerable clients, health care workers and visitors during construction, renovation and maintenance projects.

Prevention of construction-related infections must include:

- a) control of dust generated during demolition and construction;
- b) prevention of dust infiltration into client care areas, laboratories, food preparation areas, and diagnostic areas; and
- c) prevention of the generation of aerosols from contaminated water sources.
- d) appropriate mitigation measures, focusing on client safety, which are necessary before construction and renovation begins, and throughout the construction process until completion.

IP&C is involved in construction, renovation and maintenance projects for the following reasons:

- To reduce the potential for HAIs related to construction, renovation and maintenance.

-
- To ensure client and personnel safety needs are met through implementing and maintaining IP&C measures.
 - To participate as a member of the multidisciplinary team and provide IP&C construction education/advice to the team and construction workers.

IP&C in Southern Health-Santé Sud have put efforts into increasing knowledge of IP&C during construction, renovation and maintenance both within our region and across MB. The following is a list of our involvement during 2021-2022:

- Provided IC Construction education for contractors/Physical Plant staff throughout the region;
- Ongoing participation on two major capital projects – PCH renovation/addition projects at Rest Haven Care Home and Boyne Lodge;
- Participated on capital projects in the initial schematic design phase for Bethesda Community Health Dialysis project and new construction of PDGH;
- Provided construction advice to other ICPs across the province upon consultation; and
- Provided ongoing direction to ICPs in the region when dealing with construction projects at their facilities.

MOVING FORWARD INTO 2022-2023

Southern Health-Santé Sud is committed to the following priorities for 2022-2023:

- Complete the HH education blitz for all facility/community staff.
- Roll out the HandyAudit software with the goal of improving HH auditing in the region.
- Share the results of the HH compliance audits with staff, service providers and volunteers and disseminate reports on a regular basis.
 - Continue to monitor HH compliance with a goal of increasing the number of HH opportunities being audited.
- Develop the capacity and capability of the IP&C team members and designates by providing current relevant information, including relevant COVID-19 information.
 - Provide regular IP&C updates at Regional Staff Development/IP&C Team, Regional IP&C Team meetings and team COVID-19 calls.
 - Provide IP&C input/recommendations to other regional programs as requested.
 - Continue to provide IP&C education as needs arise.
- Further harmonize, develop and integrate the IP&C program throughout Southern Health-Santé Sud.
 - Policy development
 - Provide standardized orientation/education for new and existing ICPs as needed.
- Revise the PCH UTI Guideline, creating a combined UTI Guideline for both AC and PCH facilities with the goal of decreasing the CAUTI rates in all sites across the region.
- Develop an SSI Surveillance Policy, moving to increased targeted SSI surveillance
 - Disseminate the SSI rates in a report to each surgical centre in the region on a quarterly basis, with an annual report comparing their SSI rates to the regional rate at the end of the fiscal year.
 - Work with the BRHC & BTHC surgical programs, providing education and emphasizing the need for documentation and consistent reporting of the infection prevention strategies put in place to decrease SSIs.
 - Review process to ensure consistent reporting by all surgical centres.
- Represent IP&C through involvement in construction projects (from the planning/design phase to completion of the project) throughout Southern Health-Santé Sud facilities/programs.
- Seek input from staff, service providers, volunteers, clients and families on components of the IP&C program.
- Provide IP&C education & support to all facilities/staff regarding COVID-19 during global pandemic.

Additional Attachments on HPS

- Facility Name Legend
- Infection Prevention and Control Indicators for Surveillance in Practice Settings – case definitions – April 2021-March 2022

