







**SCHIPP.M3.001**

SAFE WORK PROCEDURE		TRANSFER INDEPENDENT	
Team Name / Team Lead: SCHIPP Team, Regional Director Staff Development, Infection Prevention and Control	Approved By: Vice President - Human Resources	Date Created: June 29 2016	Review Date: December 20 2017 Revised date: January 2 2018
<b>Potential Hazards Present:</b>  none		<b>Personal protective equipment / devices required / other safety considerations:</b> <ul style="list-style-type: none"> <li>➤ Grab bar, side rail, transfer pole and/or trapeze bar, raised toilet seat, mobility aid, if applicable</li> <li>➤ Appropriate Footwear for Client</li> </ul>	
		<b>Training:</b> <ul style="list-style-type: none"> <li>➤ Initial Orientation</li> </ul> <b>Resources:</b> <ul style="list-style-type: none"> <li>➤ Follow Manufacturer's Instructions for equipment</li> <li>➤ <a href="#">SCHIPP.M1.001 Module 1</a></li> </ul>	
<b>Client Criteria and Supportive Information:</b> <ul style="list-style-type: none"> <li>➤ Can follow instruction.</li> <li>➤ Has moderate to full arm strength in at least one limb.</li> <li>➤ Has full trunk strength.</li> <li>➤ Has full leg strength and full weight bearing.</li> <li>➤ Steps or pivots independently with reliable balance.</li> <li>➤ Manages mobility aid (walker/cane) and footwear independently.</li> <li>➤ Can independently achieve the following position changes safely; lying, sitting and standing.</li> </ul>			
<b>Steps to perform this task safely:</b>			
		<b>Preparing for the Transfer:</b> <ul style="list-style-type: none"> <li>➤ As Client has been deemed independent, they can prepare for task without any verbal or physical assistance and are able to use any assistive devices independently.</li> </ul>	



**SCHIPP.M3.001**

	<p><b>Client Stands:</b></p> <ul style="list-style-type: none"> <li>➤ Client sits on side of the bed-feet flat on floor, knees over toes.</li> <li>➤ Client leans forward, pushing up with strong side (or both sides if able). Client may push down on thighs if it assists with standing.</li> <li>➤ Client may stand and walk with or without mobility aid instead of sitting down.</li> </ul>
	<p><b>Client Turns:</b></p> <ul style="list-style-type: none"> <li>➤ Client takes a moment to regain balance, then turns and reaches for arm rest of wheelchair. Client may prefer to use a mobility aid to assist with turn.</li> <li>➤ Client continues to turn until chair seat is felt at back of legs.</li> </ul>
	<p><b>Client Sits:</b></p> <ul style="list-style-type: none"> <li>➤ Using support of the armrests Client lowers self to wheelchair/bed and sits to back of seat.</li> </ul>
	<p><b>Equipment Use:</b></p> <ul style="list-style-type: none"> <li>➤ Client displays safe use of a mobility aid if applicable.</li> <li>➤ After the Client stands and regains balance, Client grasps walker/cane and steps to turn to chair.</li> </ul>
	<p><b>Comfort and Positioning:</b></p> <ul style="list-style-type: none"> <li>➤ Client repositions self independently once seated.</li> </ul>
<p>REPORT ANY HAZARDOUS SITUATION TO SUPERVISOR</p>	