

# Infusomat® SPACE Pump

## Wireless Drug Library Upload Process

**IMPORTANT NOTE:** Please ensure that all pumps and SpaceStations are plugged into a power source PRIOR to a scheduled wireless drug library update via the wireless network.



1. A "File" symbol will flash alternately with the "Wireless Antenna" symbol when a new drug library file is available. Stop infusion when patient condition allows. **Power OFF pump to initiate drug library upload process.** Wait 10 seconds for the below progress bar screen to appear. Note the following:

- Pump needs to be plugged in to an AC power source (i.e. power cord or SpaceStation)
- Pumps that receive an update file while in SpaceStation **must** be powered-OFF and remain in SpaceStation there until update is complete.



2. Progress bar indicates that upload is in progress. **Allow upload to complete fully.** **NOTE:** Upload duration will depend on the size of the drug library. Large drug library files could take in excess of 30 minutes to upload completely. Do not remove pump from SpaceStation while upload is in progress.

*NOTE: If you must cancel, please follow these instructions.*



3. Display indicates that the **drug library update has been successfully completed.** Press OK to confirm. Pump will power off. When pump is powered ON, you will see the below confirmation screen.



4. Press OK to confirm that the new drug library has been activated on the pump.



5. Press OK to confirm. Pump will return to the B. Braun Landing Page, and is now ready to program a new infusion.

### ⚠ Caution: **DO NOT CANCEL** Upload

#### Canceling a Drug Library Upload

We strongly recommend that you do **NOT** cancel a drug library upload while it is in progress. Doing so will remove **ALL** drug library files from the pump and leave the pump with NO safety limits.

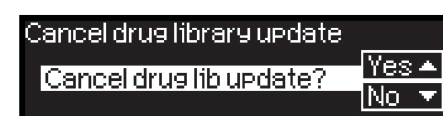
#### Canceling Process (Not Recommended)



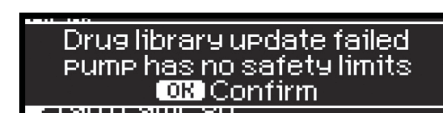
Press "C" key to cancel update



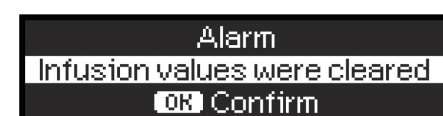
Press "OK" key to confirm prompt



Press to confirm desire to cancel update



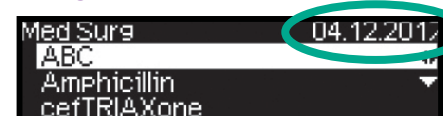
Display indicates that drug library update **FAILED** and pump now has no drug library or safety limits. Press OK to confirm. Pump will power off. When pump is powered ON, you will see the below confirmation screen.



Pump now has no drug library or safety limits. Press OK to confirm prompts. Pump will return to the B. Braun Landing Page. Only basic infusions (no drug library limits) can be programmed.

**If the drug library upload is canceled, contact your BioMed Department for service. A new drug library must be uploaded onto the pump.**

#### Confirm the pump has the most recent drug library



Navigate into the drug library and confirm the date located in the upper right corner is the date of the most recent drug library. This date represents the date the drug library was created.

Scheduled Wireless Drug Library Push Date: